

# GRAFFITI ABATEMENT PROGRAM SUMMARY

November 2025

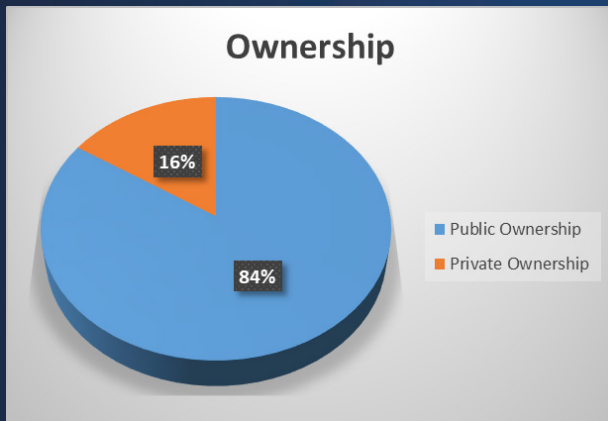


## Graffiti Removal

The total number of graffiti instances removed for November 2025 was **1,024**. Out of the total instances, **99.7%** (n = 1,021) of them were proactively corrected, meaning the graffiti was reported and there was an active effort to prepare for its removal, as opposed to **0.3%** (n = 3) of cases corrected reactively, meaning no prior report was made. In addition, removed graffiti covered roughly **33,720** square feet.

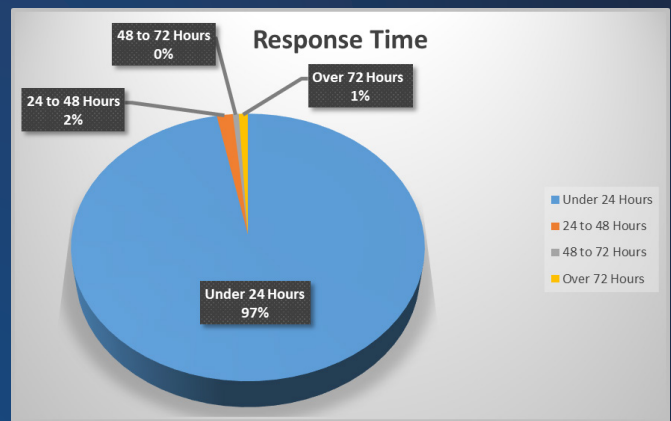
### Ownership

Public Ownership – 861 / 84.08%  
Private Ownership – 160 / 15.92%



### Response Times

Under 24 Hours – 989 / 96.9%  
24 to 48 Hours – 16 / 1.6%  
48 to 72 Hours – 6 / 0.6%  
Over 72 Hours – 13 / 0.9%




## Most Commonly Vandalized Surfaces

**343**  
PAINTED  
WALLS

**171**  
UTILITY  
POLES

**78**  
TRAFFIC  
POLES

**92**  
UTILITY  
BOXES



Graffiti Correction Location: : 12101 Adrian St, Garden Grove CA 92840-4309