

GRAFFITI ABATEMENT PROGRAM SUMMARY

January 2026

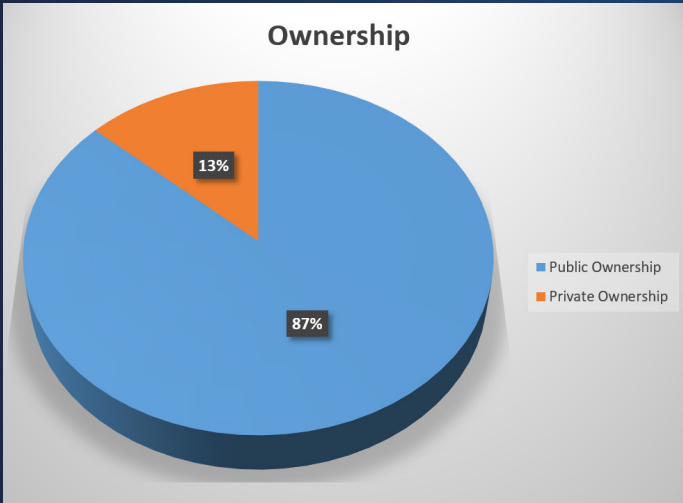


Graffiti Removal

The total number of graffiti instances removed for January 2026 was **1,155**. Out of the total instances, **99% (n = 1,145)** of them were proactively corrected, meaning the graffiti was reported and there was an active effort to prepare for its removal, as opposed to **1% (n = 10)** of cases corrected reactively, meaning no prior report was made. In addition, removed graffiti covered roughly **50,465** square feet.

Ownership

Public Ownership – 993 / 84.9%
Private Ownership – 152 / 15.1%



Response Times

Under 24 Hours – 1,034 / 90%
24 to 48 Hours – 39 / 3%
48 to 72 Hours – 17 / 1%
Over 72 Hours – 55 / 5%





Most Commonly Vandalized Surfaces

431
PAINTED
WALLS

126
PARKS

111
UTILITY
POLES

94
UTILITY
BOXES



Graffiti Correction Location: 11214 Steele Street, Garden Grove CA 92840