

# GRAFFITI ABATEMENT PROGRAM SUMMARY

September 2024

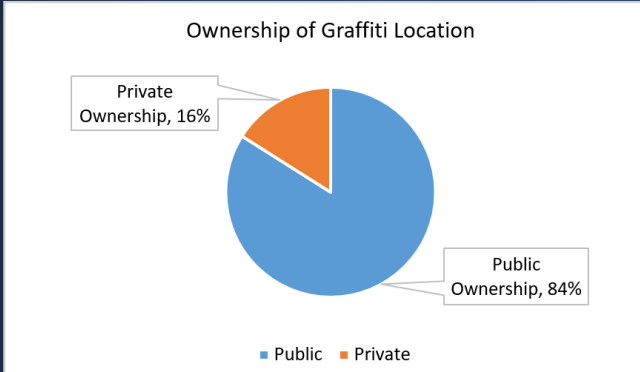


## Graffiti Removal

The total number of graffiti instances removed for September 2024 was 1,010. Out of the total instances, 85% (n = 859) of them were proactively corrected, meaning the graffiti was reported and there was an active effort to prepare for its removal, as opposed to 15% (n = 151) of cases corrected reactively, meaning no prior report was made. In addition, removed graffiti covered roughly 34,271 square feet, a space a little over half a football field in size.

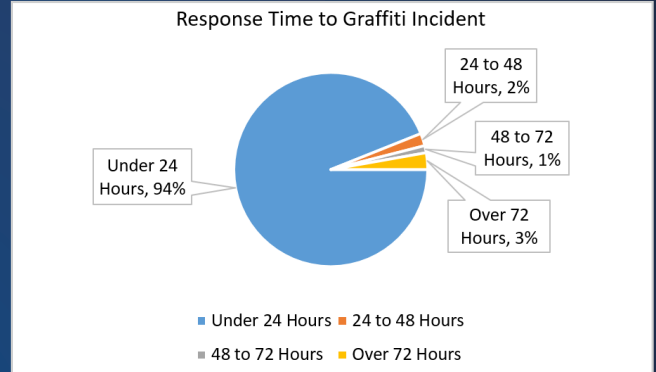
### Ownership

Public ownership – 848 / 84%  
Private ownership – 162 / 16%




### Response Times

Under 24 Hours – 949 / 94%  
24 to 48 Hours – 21 / 2%  
48 to 72 Hours – 12 / 1%  
Over 72 Hours – 28 / 3%



## Most Commonly Vandalized Surfaces



BEFORE



AFTER



Graffiti Correction Location: Haster Basin Recreational Park