

GRAFFITI ABATEMENT PROGRAM SUMMARY

August 2024

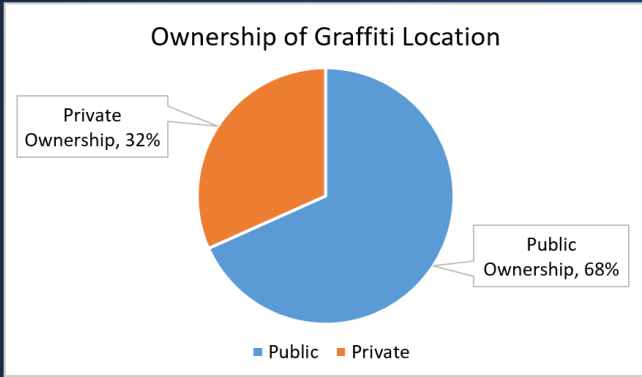


Graffiti Removal

The total number of graffiti instances removed for August 2024 was 1,145. Out of the total instances, 86% (n = 989) were proactively corrected, meaning instances were removed with no prior report made, as opposed to 14% (n = 156) of cases corrected reactively, meaning graffiti was reported resulting in an active effort to prepare for its removal. Additionally, removed graffiti covered roughly 63,515 square feet, a space a little over a football field in size.

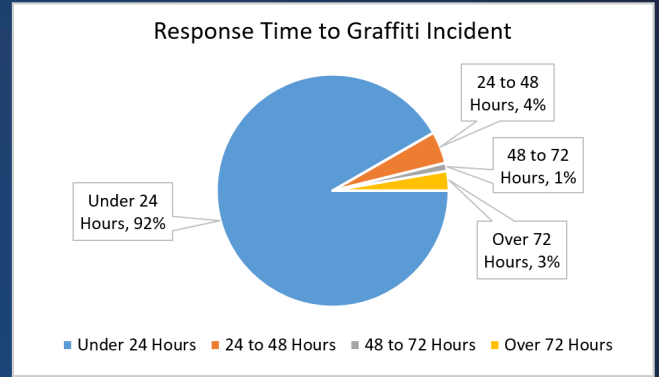
Ownership

Public – 782
Private – 363



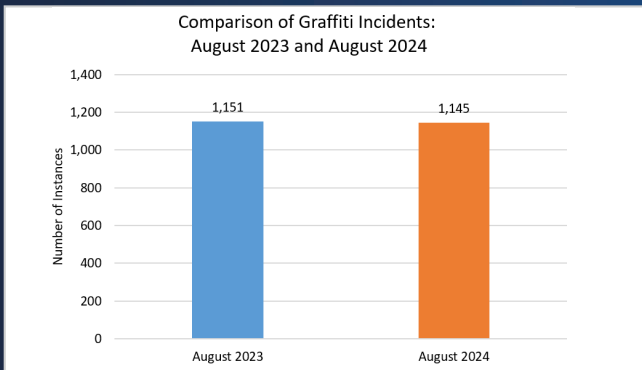
Response Times

Under 24 Hours – 1,050 / 92%
24 to 48 Hours – 51 / 4%
48 to 72 Hours – 13 / 1%
Over 72 Hours – 31 / 3%



Comparison of Graffiti Incidents

While the number of graffiti incidents in August 2023 was almost the same, only about 40,570 square feet of graffiti was removed, as opposed to 63,515 square feet in August 2024.



BEFORE

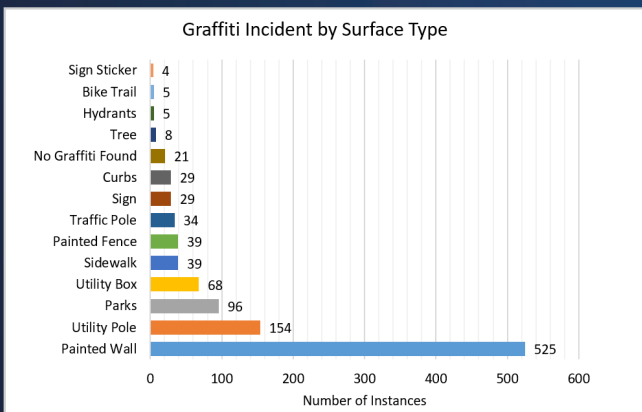


Most Commonly Vandalized Surfaces

Painted Walls – 525 instances

Utility Poles – 154 instances

Parks (public amenities, park utilities, etc.) – 96 instances



AFTER

