

GRAFFITI ABATEMENT PROGRAM SUMMARY

April 2026



Graffiti Removal

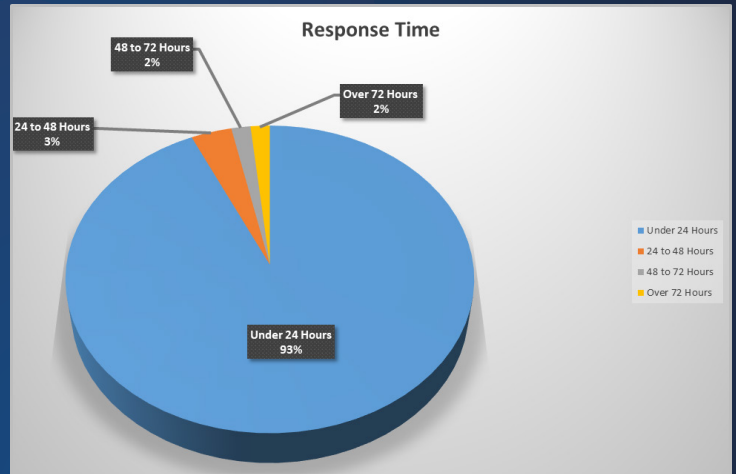
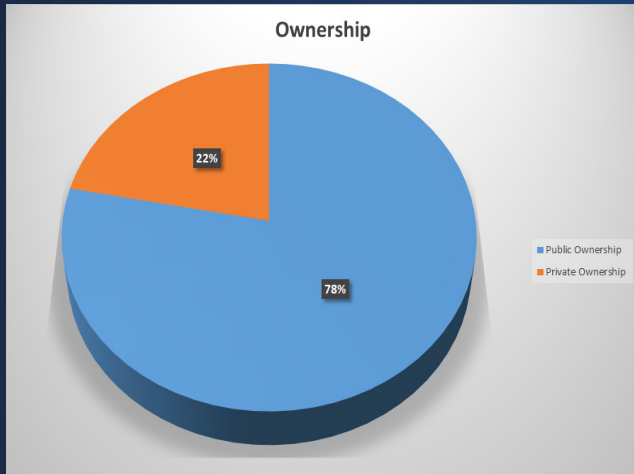
The total number of graffiti instances removed for April 2026 was **1,443**. Out of the total instances, **98.4%** (**n = 1,420**) of them were proactively corrected, meaning the graffiti was reported and there was an active effort to prepare for its removal, as opposed to **1.6%** (**n = 23**) of cases corrected reactively, meaning no prior report was made. In addition, removed graffiti covered roughly **58,725** square feet.

Ownership

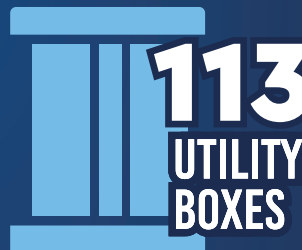

Public Ownership - 1,117 / 80.3%
Private Ownership - 314 / 19.7%

Response Times

Under 24 Hours - 1,344 / 93%
24 to 48 Hours - 51 / 3%
48 to 72 Hours - 24 / 2%
Over 72 Hours - 24 / 2%



Most Commonly Vandalized Surfaces



Graffiti Correction Location: 12631 Dale Street, Garden Grove CA 92841