



**M E E D E R**  
PUBLIC FUNDS



## City of Garden Grove Operating Account

Monthly Investment Report  
September 30, 2022

### Your Investment Representative:

Nick Vaccari

(614) 923-1152

[nvaccari@meederinvestment.com](mailto:nvaccari@meederinvestment.com)

For questions about your account please contact your investment representative or contact [publicfundsoperations@meederinvestment.com](mailto:publicfundsoperations@meederinvestment.com)

**Dublin, Ohio | Lansing, Michigan | Long Beach, California | Austin, Texas | 866-633-3371 | [www.meederpublicfunds.com](http://www.meederpublicfunds.com)**

**PORTFOLIO SUMMARY**

As of September 30, 2022



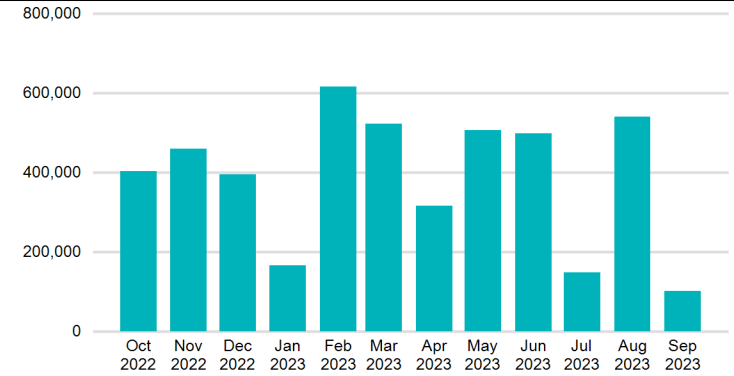
**MONTHLY RECONCILIATION**

|                             |                       |
|-----------------------------|-----------------------|
| <b>Beginning Book Value</b> | <b>332,960,215.26</b> |
| Contributions               |                       |
| Withdrawals                 |                       |
| Prior Month Custodian Fees  | (368.00)              |
| Realized Gains/Losses       | (101,835.44)          |
| Purchased Interest          | (19,081.07)           |
| Gross Interest Earnings     | 628,219.37            |
| <b>Ending Book Value</b>    | <b>333,467,150.12</b> |

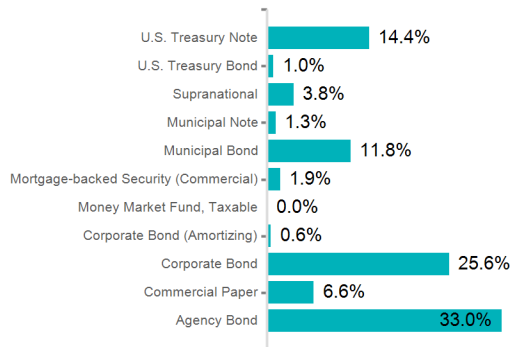
**PORTFOLIO CHARACTERISTICS**

|                              |          |
|------------------------------|----------|
| Portfolio Yield to Maturity  | 1.74%    |
| Portfolio Effective Duration | 2.14 yrs |
| Weighted Average Maturity    | 2.28 yrs |
| Weighted Average Life        | 2.34 yrs |

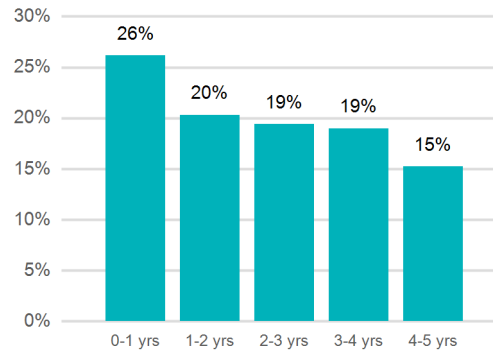
**PROJECTED MONTHLY INCOME SCHEDULE**



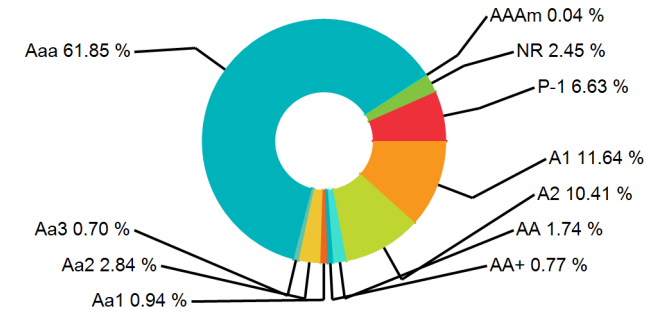
**SECTOR ALLOCATION**



**MATURITY DISTRIBUTION**



**CREDIT QUALITY**



City of Garden Grove Operating Account

**PROJECTED INCOME SCHEDULE**

As of September 30, 2022



| CUSIP     | SECURITY DESCRIPTION   | Oct 2022 | Nov 2022 | Dec 2022 | Jan 2023 | Feb 2023 | Mar 2023 | Apr 2023 | May 2023 | Jun 2023 | Jul 2023 | Aug 2023 | Sep 2023 |
|-----------|--|----------|----------|----------|----------|----------|----------|----------|----------|----------|----------|----------|----------|
| 023135BR6 | Amazon.com, Inc. 1.200%<br>06/03/2027                              |          |          | 24,000   |          |          |          |          |          | 24,000   |          |          |          |
| 023135BV7 | Amazon.com, Inc. 0.250%<br>05/12/2023                              |          | 1,250    |          |          |          |          |          | 1,390    |          |          |          |          |
| 023135BW5 | Amazon.com, Inc. 0.450%<br>05/12/2024                              |          | 10,463   |          |          |          |          |          | 10,463   |          |          |          |          |
| 023135CF1 | Amazon.com, Inc. 3.300%<br>04/13/2027                              | 40,673   |          |          |          |          |          | 40,673   |          |          |          |          |          |
| 037833CJ7 | Apple Inc. 3.350%<br>02/09/2027                                    |          |          |          |          | 50,250   |          |          |          |          |          | 50,250   |          |
| 037833DT4 | Apple Inc. 1.125%<br>05/11/2025                                    |          | 9,450    |          |          |          |          |          | 9,450    |          |          |          |          |
| 037833EB2 | Apple Inc. 0.700%<br>02/08/2026                                    |          |          |          |          | 10,500   |          |          |          |          |          | 10,500   |          |
| 039063AC6 | City of Arcadia 0.833%<br>12/01/2023                               |          |          | 4,165    |          |          |          |          |          | 4,165    |          |          |          |
| 06366HL13 | Bank of Montreal<br>11/01/2022                                     |          | 17,955   |          |          |          |          |          |          |          |          |          |          |
| 06406RAM9 | The Bank of New York<br>Mellon Corporation 1.850%<br>01/27/2023    |          |          |          | 15,042   |          |          |          |          |          |          |          |          |
| 09659KKM1 | BNP Paribas 10/21/2022   | 14,740   |          |          |          |          |          |          |          |          |          |          |          |
| 13063DLZ9 | California, State of 3.000%<br>04/01/2024                          | 32,700   |          |          |          |          |          | 32,700   |          |          |          |          |          |
| 13607FKR6 | Canadian Imperial<br>Holdings Inc. 10/25/2022                      | 17,800   |          |          |          |          |          |          |          |          |          |          |          |
| 14912L5X5 | Caterpillar Financial<br>Services Corporation<br>3.750% 11/24/2023 |          | 48,750   |          |          |          |          |          | 48,750   |          |          |          |          |
| 14913R2K2 | Caterpillar Financial<br>Services Corporation<br>0.900% 03/02/2026 |          |          |          |          |          | 15,863   |          |          |          |          |          | 15,863   |
| 14913R2P1 | Caterpillar Financial<br>Services Corporation<br>0.600% 09/13/2024 |          |          |          |          |          | 4,185    |          |          |          |          |          | 4,185    |
| 14913R2S5 | Caterpillar Financial<br>Services Corporation<br>0.950% 01/10/2024 |          |          |          | 11,448   |          |          |          |          |          | 11,448   |          |          |
| 14913R2V8 | Caterpillar Financial<br>Services Corporation<br>3.400% 05/13/2025 |          | 17,000   |          |          |          |          |          | 17,000   |          |          |          |          |

City of Garden Grove Operating Account

**PROJECTED INCOME SCHEDULE**

As of September 30, 2022



| CUSIP     | SECURITY DESCRIPTION                                     | Oct 2022 | Nov 2022 | Dec 2022 | Jan 2023 | Feb 2023 | Mar 2023 | Apr 2023 | May 2023 | Jun 2023 | Jul 2023 | Aug 2023 | Sep 2023 |
|-----------|--|----------|----------|----------|----------|----------|----------|----------|----------|----------|----------|----------|----------|
| 17330FUE9 | CITIGROUP GLOBAL MTN 2.750% 06/16/2023                   | 6,875    | 6,875    | 6,875    | 6,875    | 6,875    | 6,875    | 6,875    | 6,875    | 6,875    |          |          |          |
| 17330PNQ8 | Citigroup Global Markets Holdings Inc. 3.800% 07/30/2023 | 19,000   | 19,000   | 19,000   | 19,000   | 19,000   | 19,000   | 19,000   | 19,000   | 19,000   | 19,000   |          |          |
| 20772KNX3 | Connecticut, State of 1.123% 06/01/2026                  |          |          | 14,038   |          |          |          |          |          | 14,038   |          |          |          |
| 21969AAE2 | Corona, City of 1.361% 05/01/2026                        |          | 18,612   |          |          |          |          |          | 18,612   |          |          |          |          |
| 2254EBKU4 | Credit Suisse AG 10/28/2022                              | 16,625   |          |          |          |          |          |          |          |          |          |          |          |
| 24422EVC0 | John Deere Capital Corporation 2.050% 01/09/2025         |          |          |          | 15,375   |          |          |          |          |          | 15,375   |          |          |
| 24422EVR7 | John Deere Capital Corporation 1.050% 06/17/2026         |          |          | 21,000   |          |          |          |          |          | 21,000   |          |          |          |
| 24422EVY2 | John Deere Capital Corporation 1.250% 01/10/2025         |          |          |          | 14,250   |          |          |          |          |          | 14,250   |          |          |
| 24422EWF2 | John Deere Capital Corporation 3.400% 06/06/2025         |          |          | 68,000   |          |          |          |          |          | 68,000   |          |          |          |
| 3130A2UW4 | FHLB 2.875% 09/13/2024                                   |          |          |          |          |          | 43,125   |          |          |          |          |          | 43,125   |
| 3130A7PH2 | FHLB 1.875% 03/08/2024                                   |          |          |          |          |          | 28,125   |          |          |          |          |          | 28,125   |
| 3130AB3H7 | FHLB 2.375% 03/08/2024                                   |          |          |          |          |          | 35,625   |          |          |          |          |          | 35,625   |
| 3130ADRG9 | FHLB 2.750% 03/10/2023                                   |          |          |          |          |          | 34,380   |          |          |          |          |          |          |
| 3130AGWK7 | FHLB 1.500% 08/15/2024                                   |          |          |          |          |          | 22,500   |          |          |          |          | 22,500   |          |
| 3130AHRF2 | FHLB 1.680% 11/15/2023                                   |          | 25,200   |          |          |          |          |          | 25,200   |          |          |          |          |
| 3130AL5A8 | FHLB 0.900% 02/26/2027                                   |          |          |          |          |          | 8,550    |          |          |          |          | 8,550    |          |
| 3130AMNX6 | FHLB 1.020% 06/10/2026                                   |          |          | 12,750   |          |          |          |          |          | 12,750   |          |          |          |
| 3130AN4F4 | FHLB 0.625% 01/22/2025                                   |          |          |          | 5,719    |          |          |          |          |          | 6,863    |          |          |
| 3130ANCD0 | Federal Home Loan Bank of New York 1.110% 07/27/2026     |          |          |          | 12,025   |          |          |          |          |          | 12,025   |          |          |
| 3130AP5A9 | FHLBANKS 1.05% 10/15/2026                                | 12,206   |          |          |          |          |          | 12,206   |          |          |          |          |          |

City of Garden Grove Operating Account

**PROJECTED INCOME SCHEDULE**

As of September 30, 2022



| CUSIP     | SECURITY DESCRIPTION   | Oct 2022 | Nov 2022 | Dec 2022 | Jan 2023 | Feb 2023 | Mar 2023 | Apr 2023 | May 2023 | Jun 2023 | Jul 2023 | Aug 2023 | Sep 2023  |
|-----------|------------------------|----------|----------|----------|----------|----------|----------|----------|----------|----------|----------|----------|-----------|
| 3130AQF65 | FHLB 1.250% 12/21/2026 |          |          | 7,813    |          |          |          |          |          | 7,813    |          |          |           |
| 313383YJ4 | FHLB 3.375% 09/08/2023 |          |          |          |          |          | 101,250  |          |          |          |          |          | (118,350) |
| 3133EGYR0 | FFCB 1.820% 10/17/2024 | 27,300   |          |          |          |          |          | 27,300   |          |          |          |          |           |
| 3133EJBQ1 | FFCB 2.550% 08/02/2023 |          |          |          |          | 38,250   |          |          |          |          |          | (10,857) |           |
| 3133EJDE6 | FFCB 2.570% 02/16/2023 |          |          |          |          | 58,590   |          |          |          |          |          |          |           |
| 3133EJFK0 | FFCB 2.650% 03/08/2023 |          |          |          |          |          | 40,590   |          |          |          |          |          |           |
| 3133EJSD2 | FFCB 2.890% 06/19/2023 |          |          | 43,350   |          |          |          |          |          | 44,850   |          |          |           |
| 3133EK6J0 | FFCB 1.625% 11/08/2024 |          | 24,375   |          |          |          |          |          | 24,375   |          |          |          |           |
| 3133EKKU9 | FFCB 2.300% 11/08/2023 |          | 34,500   |          |          |          |          |          | 34,500   |          |          |          |           |
| 3133EKMX1 | FFCB 2.230% 02/23/2024 |          |          |          |          | 33,450   |          |          |          |          |          | 33,450   |           |
| 3133EKQA7 | FFCB 2.080% 09/10/2024 |          |          |          |          |          | 31,200   |          |          |          |          |          | 31,200    |
| 3133ELQY3 | FFCB 1.210% 03/03/2025 |          |          |          |          |          | 36,300   |          |          |          |          |          | 36,300    |
| 3133EM4S8 | FFCB 0.870% 09/08/2026 |          |          |          |          |          | 9,875    |          |          |          |          |          | 9,875     |
| 3133EM5W8 | FFCB 0.680% 09/22/2025 |          |          |          |          |          | 4,148    |          |          |          |          |          | 4,148     |
| 3133EMCY6 | FFCB 0.430% 10/15/2024 | 5,375    |          |          |          |          |          | 5,375    |          |          |          |          |           |
| 3133EMFR8 | FFCB 0.540% 11/03/2025 |          | 8,100    |          |          |          |          |          | 8,100    |          |          |          |           |
| 3133EMMR0 | FFCB 0.470% 01/12/2026 |          |          |          | 940      |          |          |          |          |          | 940      |          |           |
| 3133ENDC1 | FFCB 1.330% 11/03/2026 |          | 16,625   |          |          |          |          |          | 16,625   |          |          |          |           |
| 3133ENEG1 | FFCB 1.050% 11/17/2025 |          | 13,125   |          |          |          |          |          | 13,125   |          |          |          |           |
| 3133ENNA4 | FFCB 1.560% 02/03/2026 |          |          |          |          | 23,400   |          |          |          |          |          | 23,400   |           |
| 3133ENP95 | FFCB 4.250% 09/30/2025 |          |          |          |          |          | 34,000   |          |          |          |          |          |           |
| 3133ENPG9 | FFCB 1.750% 02/14/2025 |          |          |          |          | 35,000   |          |          |          |          |          | 35,000   |           |
| 3134GWYS9 | FMCC 0.600% 10/15/2025 | 1,800    |          |          |          |          |          | 1,800    |          |          |          |          |           |
| 3135G06E8 | FNMA 0.420% 11/18/2024 |          | 6,300    |          |          |          |          |          | 6,300    |          |          |          |           |
| 3135G0V75 | FNMA 1.750% 07/02/2024 |          |          |          | 26,250   |          |          |          |          |          | 26,250   |          |           |

City of Garden Grove Operating Account

**PROJECTED INCOME SCHEDULE**

As of September 30, 2022



| CUSIP     | SECURITY DESCRIPTION                                     | Oct 2022 | Nov 2022 | Dec 2022 | Jan 2023 | Feb 2023 | Mar 2023 | Apr 2023 | May 2023 | Jun 2023 | Jul 2023 | Aug 2023 | Sep 2023 |
|-----------|--|----------|----------|----------|----------|----------|----------|----------|----------|----------|----------|----------|----------|
| 3135GA2Z3 | FNMA 0.560% 11/17/2025                                   |          | 7,000    |          |          |          |          |          | 7,000    |          |          |          |          |
| 3137BXQX3 | Federal Home Loan Mortgage Corporation 2.891% 10/25/2026 | 7,739    | 6,816    | 6,699    | 6,581    | 6,463    | 6,345    | 6,226    | 6,106    | 5,987    | 5,867    | 5,746    | 5,625    |
| 3137EAEX3 | FMCC 0.375% 09/23/2025                                   |          |          |          |          |          | 5,625    |          |          |          |          |          | 5,625    |
| 3137FHQ22 | Federal Home Loan Mortgage Corporation 3.370% 07/25/2025 | 5,135    | 4,988    | 4,841    | 4,693    | 4,545    | 4,396    | 4,246    | 4,096    | 3,946    | 3,794    | 3,643    | 3,491    |
| 31422XML3 | AGM 0.600% 09/08/2025                                    |          |          |          |          |          | 5,175    |          |          |          |          |          | 5,175    |
| 31422XNU2 | AGM 0.980% 10/19/2026                                    | 12,069   |          |          |          |          |          | 12,069   |          |          |          |          |          |
| 34153QUD6 | Florida Department of Education 0.550% 06/01/2025        |          |          | 5,500    |          |          |          |          |          | 5,500    |          |          |          |
| 4581X0DV7 | IADB 0.875% 04/20/2026                                   | 2,538    |          |          |          |          |          | 2,538    |          |          |          |          |          |
| 459058JS3 | IBRD 0.650% 02/10/2026                                   |          |          |          |          | 16,250   |          |          |          |          |          | 16,250   |          |
| 45950VPQ3 | IFC 0.250% 08/22/2024                                    |          |          |          |          | 2,500    |          |          |          |          |          | 2,500    |          |
| 45950VPS9 | IFC 0.50% 02/26/2026                                     |          |          |          |          | 12,500   |          |          |          |          |          | 12,500   |          |
| 45950VPU4 | IFC 0.75% 03/23/2026                                     |          |          |          |          |          | 3,375    |          |          |          |          |          | 3,375    |
| 45950VRG3 | IFC 3.33 08/25/2025                                      |          |          |          |          | 68,515   |          |          |          |          |          | 68,515   |          |
| 478160CN2 | Johnson & Johnson 0.550% 09/01/2025                      |          |          |          |          |          | 8,250    |          |          |          |          |          | 8,250    |
| 48133MAX8 | JPMorgan Chase Financial Company LLC 4.000% 02/29/2024   |          |          |          |          | 54,600   |          |          |          |          |          | 54,600   |          |
| 53948BL80 | Lloyds Bank Corporate Markets PLC 11/08/2022             |          | 25,200   |          |          |          |          |          |          |          |          |          |          |
| 53948BT25 | Lloyds Bank Corporate Markets PLC 06/02/2023             |          |          |          |          |          |          |          |          | 89,541   |          |          |          |
| 56052AG42 | Maine, State of 1.000% 06/01/2024                        |          |          | 5,250    |          |          |          |          |          | 5,250    |          |          |          |
| 574193TR9 | Maryland, State of 0.660% 08/01/2025                     |          |          |          |          | 9,818    |          |          |          |          |          | 9,818    |          |
| 574193VR6 | Maryland, State of 3.150% 06/01/2026                     |          |          | 55,650   |          |          |          |          |          | 63,000   |          |          |          |
| 574193VS4 | Maryland, State of 3.230% 06/01/2027                     |          |          | 57,063   |          |          |          |          |          | 64,600   |          |          |          |

City of Garden Grove Operating Account

**PROJECTED INCOME SCHEDULE**

As of September 30, 2022



| CUSIP     | SECURITY DESCRIPTION  | Oct 2022 | Nov 2022 | Dec 2022 | Jan 2023 | Feb 2023 | Mar 2023 | Apr 2023 | May 2023 | Jun 2023 | Jul 2023 | Aug 2023 | Sep 2023 |
|-----------|---|----------|----------|----------|----------|----------|----------|----------|----------|----------|----------|----------|----------|
| 63873KSF5 | Natixis 05/15/2023  |          |          |          |          |          |          |          | 82,903   |          |          |          |          |
| 69371RR99 | PACCAR Financial Corp.<br>3.550% 08/11/2025                     |          |          |          |          | 46,150   |          |          |          |          |          | 46,150   |          |
| 69666JHT8 | Palm Springs, City of<br>0.362% 11/01/2022                      |          | 706      |          |          |          |          |          |          |          |          |          |          |
| 69666JHU5 | Palm Springs, City of<br>0.472% 11/01/2023                      |          | 1,581    |          |          |          |          |          | 1,581    |          |          |          |          |
| 69666JHV3 | Palm Springs, City of<br>0.880% 11/01/2024                      |          | 6,380    |          |          |          |          |          | 6,380    |          |          |          |          |
| 69666JHW1 | Palm Springs, City of<br>1.172% 11/01/2025                      |          | 3,516    |          |          |          |          |          | 3,516    |          |          |          |          |
| 69666JHX9 | Palm Springs, City of<br>1.402% 11/01/2026                      |          | 3,365    |          |          |          |          |          | 3,365    |          |          |          |          |
| 70227RBM1 | Pasadena, City of 1.984%<br>05/01/2026                          |          | 12,598   |          |          |          |          |          | 12,598   |          |          |          |          |
| 76913CAX7 | Riverside, County of<br>2.363% 02/15/2023                       |          |          |          |          | (34,116) |          |          |          |          |          |          |          |
| 795036CK6 | Salinas City Elementary<br>School District 1.336%<br>08/01/2024 |          |          |          |          | 7,682    |          |          |          |          |          | 7,682    |          |
| 795036CL4 | Salinas City Elementary<br>School District 1.617%<br>08/01/2025 |          |          |          |          | 9,257    |          |          |          |          |          | 9,257    |          |
| 874857KT1 | Tamalpais Union High<br>School District 0.319%<br>08/01/2024    |          |          |          |          | 1,188    |          |          |          |          |          | 1,188    |          |
| 874857KU8 | Tamalpais Union High<br>School District 0.505%<br>08/01/2025    |          |          |          |          | 2,525    |          |          |          |          |          | 2,525    |          |
| 89236THF5 | Toyota Motor Credit<br>Corporation 0.500%<br>08/14/2023         |          |          |          |          | 10,000   |          |          |          |          |          | 1,160    |          |
| 89236THM0 | Toyota Motor Credit<br>Corporation 0.350%<br>10/14/2022         | 13,353   |          |          |          |          |          |          |          |          |          |          |          |
| 89236TJG1 | Toyota Motor Credit<br>Corporation 0.500%<br>06/14/2024         |          |          | 10,000   |          |          |          |          |          | 10,000   |          |          |          |
| 89236TJH9 | Toyota Motor Credit<br>Corporation 0.500%<br>06/18/2024         |          |          | 2,875    |          |          |          |          |          | 2,875    |          |          |          |

City of Garden Grove Operating Account

**PROJECTED INCOME SCHEDULE**

As of September 30, 2022



| CUSIP     | SECURITY DESCRIPTION  | Oct 2022 | Nov 2022 | Dec 2022 | Jan 2023 | Feb 2023 | Mar 2023 | Apr 2023 | May 2023 | Jun 2023 | Jul 2023 | Aug 2023 | Sep 2023 |
|-----------|---|----------|----------|----------|----------|----------|----------|----------|----------|----------|----------|----------|----------|
| 89236TJZ9 | Toyota Motor Credit Corporation 3.050% 03/22/2027             |          |          |          |          |          | 49,563   |          |          |          |          |          | 49,563   |
| 89788JAB5 | Truist Bank 1.250% 03/09/2023                                 |          |          |          |          |          | 24,418   |          |          |          |          |          |          |
| 9128282D1 | UST 1.375% 08/31/2023   |          |          |          |          | 20,625   |          |          |          |          |          | 53,325   |          |
| 9128285K2 | UST 2.875% 10/31/2023   | 86,250   |          |          |          |          |          | 86,250   |          |          |          |          |          |
| 9128286Z8 | UST 1.750% 06/30/2024   |          |          | 26,250   |          |          |          |          |          | 26,250   |          |          |          |
| 912828M49 | UST 1.875% 10/31/2022   | (13,125) |          |          |          |          |          |          |          |          |          |          |          |
| 912828M80 | UST 2.000% 11/30/2022   |          | (9,375)  |          |          |          |          |          |          |          |          |          |          |
| 912828ZL7 | UST 0.375% 04/30/2025   | 4,688    |          |          |          |          |          | 4,688    |          |          |          |          |          |
| 91282CBT7 | UST 0.750% 03/31/2026   |          |          |          |          |          | 9,375    |          |          |          |          |          |          |
| 91282CCF6 | UST 0.750% 05/31/2026   |          | 18,750   |          |          |          |          |          | 18,750   |          |          |          |          |
| 91282CCN9 | UST 0.125% 07/31/2023   |          |          |          | 2,069    |          |          |          |          |          | 7,111    |          |          |
| 91282CCW9 | UST 0.750% 08/31/2026   |          |          |          |          | 9,375    |          |          |          |          |          | 9,375    |          |
| 91282CDG3 | UST 1.125% 10/31/2026   | 14,063   |          |          |          |          |          | 14,063   |          |          |          |          |          |
| 91282CEF4 | UST 2.500% 03/31/2027   |          |          |          |          |          | 31,250   |          |          |          |          |          |          |
| 91282CEN7 | UST 2.750% 04/30/2027   | 82,500   |          |          |          |          |          | 82,500   |          |          |          |          |          |
| 91282CET4 | UST 2.625% 05/31/2027   |          | 85,313   |          |          |          |          |          | 85,313   |          |          |          |          |
| 91412HJK0 | The Regents of the University of California 0.367% 05/15/2024 |          | 2,753    |          |          |          |          |          | 2,753    |          |          |          |          |
| 917542QV7 | Utah, State of 3.539% 07/01/2025                              |          |          |          | 25,979   |          |          |          |          |          | 25,979   |          |          |
| 931142DH3 | Walmart Inc. 2.550% 04/11/2023                                | 37,230   |          |          |          |          |          | 1,752    |          |          |          |          |          |
| 93974EYD2 | Washington, State of 3.340% 08/01/2027                        |          |          |          |          | 57,801   |          |          |          |          |          | 58,450   |          |
| 969268DF5 | William S. Hart Union High School District 0.607% 08/01/2024  |          |          |          |          | 3,414    |          |          |          |          |          | 3,414    |          |



**PROJECTED INCOME SCHEDULE**

As of September 30, 2022



| CUSIP        | SECURITY DESCRIPTION   | Oct 2022       | Nov 2022       | Dec 2022       | Jan 2023       | Feb 2023       | Mar 2023       | Apr 2023       | May 2023       | Jun 2023       | Jul 2023       | Aug 2023       | Sep 2023       |
|--------------|--|----------------|----------------|----------------|----------------|----------------|----------------|----------------|----------------|----------------|----------------|----------------|----------------|
| 969268DG3    | William S. Hart Union High School District 0.757% 08/01/2025 |                |                |                |                | 1,893          |                |                |                |                |                | 1,893          |                |
| 97705MUL7    | Wisconsin, State of 0.800% 05/01/2026                        |                | 13,400         |                |                |                |                |                | 13,400         |                |                |                |                |
| <b>TOTAL</b> |  | <b>447,532</b> | <b>460,570</b> | <b>395,118</b> | <b>166,245</b> | <b>617,349</b> | <b>592,311</b> | <b>360,259</b> | <b>507,525</b> | <b>499,438</b> | <b>148,901</b> | <b>540,783</b> | <b>171,198</b> |

**POSITION STATEMENT**

As of September 30, 2022



| CUSIP                            | Security Description          | Trade Date/<br>Settlement<br>Date | Par Value              | Principal Cost/<br>Purchased<br>Interest | Total Cost             | Yield at<br>Cost | Maturity/<br>Duration | Market Price/<br>Market Value | Unrealized Gain/<br>(Loss) | % of<br>Assets | Moody's/<br>S&P<br>Rating |
|----------------------------------|-------------------------------|-----------------------------------|------------------------|--|------------------------|------------------|-----------------------|-------------------------------|----------------------------|----------------|---------------------------|
| <b>Cash and Cash Equivalents</b> |                               |                                   |                        |  |                        |                  |                       |                               |                            |                |                           |
| 00266CASH                        | LAIF-PG&E                     | 9/30/2022<br>9/30/2022            | \$20,443,577.43        | \$20,443,577.43                          | \$20,443,577.43        | 1.60%            | 0.003<br>0.003        | \$1.00<br>\$20,443,577.43     | \$0.00                     | 5.99%          | NR                        |
| 00265CASH                        | GGSD LAIF                     | 9/30/2022<br>9/30/2022            | \$6,069,158.54         | \$6,069,158.54                           | \$6,069,158.54         | 1.60%            | 0.003<br>0.003        | \$1.00<br>\$6,069,158.54      | \$0.00                     | 1.78%          | NR                        |
| 31846V567                        | First American<br>Funds, Inc. | 9/30/2022<br>9/30/2022            | \$117,413.90           | \$117,413.90                             | \$117,413.90           | 2.74%            | 0.003<br>0.003        | \$1.00<br>\$117,413.90        | \$0.00                     | 0.03%          | AAAm                      |
| <b>SubTotal</b>                  |                               |                                   | <b>\$26,630,149.87</b> | <b>\$26,630,149.87</b>                   | <b>\$26,630,149.87</b> | <b>1.61%</b>     |                       | <b>\$26,630,149.87</b>        | <b>\$0.00</b>              | <b>7.81%</b>   |                           |
| <b>Agency Bond</b>               |                               |                                   |                        |  |                        |                  |                       |                               |                            |                |                           |
| 3133EJDE6                        | FFCB 2.570%<br>02/16/2023     | 2/15/2018<br>2/15/2018            | \$3,000,000.00         | \$2,979,960.00                           | \$2,979,960.00         | 2.71%            | 0.381<br>0.376        | \$99.57<br>\$2,987,100.00     | \$7,140.00                 | 0.88%          | Aaa<br>AA+                |
| 3133EJFK0                        | FFCB 2.650%<br>03/08/2023     | 3/1/2018<br>3/1/2018              | \$3,000,000.00         | \$2,999,160.00                           | \$2,999,160.00         | 2.66%            | 0.436<br>0.430        | \$99.62<br>\$2,988,630.00     | (\$10,530.00)              | 0.88%          | Aaa<br>AA+                |
| 3130ADRG9                        | FHLB 2.750%<br>03/10/2023     | 3/20/2018<br>3/20/2018            | \$3,000,000.00         | \$3,006,870.00                           | \$3,006,870.00         | 2.70%            | 0.441<br>0.435        | \$99.56<br>\$2,986,740.00     | (\$20,130.00)              | 0.88%          | Aaa<br>AA+                |
| 3133EJSD2                        | FFCB 2.890%<br>06/19/2023     | 9/11/2018<br>9/11/2018            | \$3,000,000.00         | \$2,998,500.00                           | \$2,998,500.00         | 2.90%            | 0.718<br>0.698        | \$99.11<br>\$2,973,180.00     | (\$25,320.00)              | 0.87%          | Aaa<br>AA+                |
| 3133EJBQ1                        | FFCB 2.550%<br>08/02/2023     | 4/9/2019<br>4/9/2019              | \$3,000,000.00         | \$3,049,107.00                           | \$3,049,107.00         | 2.15%            | 0.838<br>0.816        | \$98.63<br>\$2,958,810.00     | (\$90,297.00)              | 0.87%          | Aaa<br>AA+                |
| 313383YJ4                        | FHLB 3.375%<br>09/08/2023     | 2/12/2019<br>2/12/2019            | \$3,000,000.00         | \$3,129,600.00                           | \$3,129,600.00         | 2.37%            | 0.940<br>0.913        | \$99.18<br>\$2,975,280.00     | (\$154,320.00)             | 0.87%          | Aaa<br>AA+                |
| 313383YJ4                        | FHLB 3.375%<br>09/08/2023     | 12/6/2018<br>12/6/2018            | \$3,000,000.00         | \$3,090,000.00                           | \$3,090,000.00         | 2.70%            | 0.940<br>0.913        | \$99.18<br>\$2,975,280.00     | (\$114,720.00)             | 0.87%          | Aaa<br>AA+                |
| 3133EKKU9                        | FFCB 2.300%<br>11/08/2023     | 5/10/2019<br>5/10/2019            | \$3,000,000.00         | \$3,011,400.00                           | \$3,011,400.00         | 2.21%            | 1.107<br>1.068        | \$97.96<br>\$2,938,770.00     | (\$72,630.00)              | 0.86%          | Aaa<br>AA+                |
| 3130AHRF2                        | FHLB 1.680%<br>11/15/2023     | 12/20/2019<br>12/20/2019          | \$3,000,000.00         | \$3,001,110.00                           | \$3,001,110.00         | 1.67%            | 1.126<br>1.091        | \$97.08<br>\$2,912,430.00     | (\$88,680.00)              | 0.85%          | Aaa<br>AA+                |
| 3133EKMx1                        | FFCB 2.230%<br>02/23/2024     | 5/16/2019<br>5/16/2019            | \$3,000,000.00         | \$3,000,000.00                           | \$3,000,000.00         | 2.23%            | 1.400<br>1.355        | \$97.24<br>\$2,917,230.00     | (\$82,770.00)              | 0.86%          | Aaa<br>AA+                |
| 3130A7PH2                        | FHLB 1.875%<br>03/08/2024     | 8/20/2019<br>8/20/2019            | \$3,000,000.00         | \$3,073,230.00                           | \$3,073,230.00         | 1.32%            | 1.438<br>1.395        | \$96.69<br>\$2,900,820.00     | (\$172,410.00)             | 0.85%          | Aaa<br>AA+                |
| 3130AB3H7                        | FHLB 2.375%<br>03/08/2024     | 4/25/2019<br>4/25/2019            | \$3,000,000.00         | \$3,004,080.00                           | \$3,004,080.00         | 2.35%            | 1.438<br>1.391        | \$97.26<br>\$2,917,890.00     | (\$86,190.00)              | 0.86%          | Aaa<br>AA+                |

City of Garden Grove Operating Account

**POSITION STATEMENT**

As of September 30, 2022



| CUSIP     | Security Description      | Trade Date/<br>Settlement<br>Date | Par Value      | Principal Cost/<br>Purchased<br>Interest | Total Cost     | Yield at<br>Cost | Maturity/<br>Duration | Market Price/<br>Market Value | Unrealized Gain/<br>(Loss) | % of<br>Assets | Moody's/<br>S&P<br>Rating |
|-----------|---------------------------|-----------------------------------|----------------|--|----------------|------------------|-----------------------|-------------------------------|----------------------------|----------------|---------------------------|
| 3135G0V75 | FNMA 1.750%<br>07/02/2024 | 4/24/2020<br>4/24/2020            | \$3,000,000.00 | \$3,180,000.00                           | \$3,180,000.00 | 0.31%            | 1.756<br>1.694        | \$95.80<br>\$2,873,970.00     | (\$306,030.00)             | 0.84%          | Aaa<br>AA+                |
| 3130AGWK7 | FHLB 1.500%<br>08/15/2024 | 4/27/2020<br>4/27/2020            | \$3,000,000.00 | \$3,129,840.00                           | \$3,129,840.00 | 0.48%            | 1.877<br>1.816        | \$95.24<br>\$2,857,050.00     | (\$272,790.00)             | 0.84%          | Aaa<br>AA+                |
| 3133EKQA7 | FFCB 2.080%<br>09/10/2024 | 9/5/2019<br>9/5/2019              | \$3,000,000.00 | \$3,103,500.00                           | \$3,103,500.00 | 1.37%            | 1.948<br>1.876        | \$95.87<br>\$2,876,040.00     | (\$227,460.00)             | 0.84%          | Aaa<br>AA+                |
| 3130A2UW4 | FHLB 2.875%<br>09/13/2024 | 9/24/2019<br>9/24/2019            | \$3,000,000.00 | \$3,205,200.00                           | \$3,205,200.00 | 1.45%            | 1.956<br>1.873        | \$97.30<br>\$2,918,880.00     | (\$286,320.00)             | 0.86%          | Aaa<br>AA+                |
| 3133EMCY6 | FFCB 0.430%<br>10/15/2024 | 7/20/2021<br>7/21/2021            | \$2,500,000.00 | \$2,495,250.00                           | \$2,495,250.00 | 0.49%            | 2.044<br>1.987        | \$92.14<br>\$2,303,425.00     | (\$191,825.00)             | 0.68%          | Aaa<br>AA+                |
| 3133EGYR0 | FFCB 1.820%<br>10/17/2024 | 1/23/2020<br>1/23/2020            | \$3,000,000.00 | \$3,057,000.00                           | \$3,057,000.00 | 1.40%            | 2.049<br>1.962        | \$95.39<br>\$2,861,580.00     | (\$195,420.00)             | 0.84%          | Aaa<br>AA+                |
| 3133EK6J0 | FFCB 1.625%<br>11/08/2024 | 11/1/2019<br>11/1/2019            | \$3,000,000.00 | \$3,000,000.00                           | \$3,000,000.00 | 1.63%            | 2.110<br>2.025        | \$94.85<br>\$2,845,470.00     | (\$154,530.00)             | 0.83%          | Aaa<br>AA+                |
| 3135G06E8 | FNMA 0.420%<br>11/18/2024 | 11/18/2020<br>11/19/2020          | \$3,000,000.00 | \$2,996,400.00                           | \$2,996,400.00 | 0.45%            | 2.137<br>2.078        | \$91.79<br>\$2,753,550.00     | (\$242,850.00)             | 0.81%          | Aaa<br>AA+                |
| 3130AN4F4 | FHLB 0.625%<br>01/22/2025 | 7/20/2021<br>7/22/2021            | \$1,830,000.00 | \$1,830,000.00                           | \$1,830,000.00 | 0.38%            | 2.315<br>2.241        | \$92.10<br>\$1,685,430.00     | (\$144,570.00)             | 0.49%          | Aaa<br>AA+                |
| 3133ENPG9 | FFCB 1.750%<br>02/14/2025 | 2/11/2022<br>2/16/2022            | \$4,000,000.00 | \$3,998,924.00                           | \$3,998,924.00 | 1.76%            | 2.378<br>2.283        | \$94.30<br>\$3,772,080.00     | (\$226,844.00)             | 1.11%          | Aaa<br>AA+                |
| 3133ELQY3 | FFCB 1.210%<br>03/03/2025 | 2/26/2020<br>2/26/2020            | \$3,000,000.00 | \$3,000,000.00                           | \$3,000,000.00 | 1.21%            | 2.425<br>2.342        | \$92.96<br>\$2,788,740.00     | (\$211,260.00)             | 0.82%          | Aaa<br>AA+                |
| 3133ELQY3 | FFCB 1.210%<br>03/03/2025 | 3/3/2020<br>3/3/2020              | \$3,000,000.00 | \$3,066,000.00                           | \$3,066,000.00 | 0.76%            | 2.425<br>2.342        | \$92.96<br>\$2,788,740.00     | (\$277,260.00)             | 0.82%          | Aaa<br>AA+                |
| 45950VRG3 | IFC 3.33 08/25/2025       | 9/20/2022<br>9/22/2022            | \$4,115,000.00 | \$4,034,769.85<br>\$10,277.21            | \$4,045,047.06 | 4.04%            | 2.904<br>2.718        | \$96.93<br>\$3,988,834.10     | (\$45,935.75)              | 1.17%          |                           |
| 31422XML3 | AGM 0.600%<br>09/08/2025  | 10/14/2021<br>10/15/2021          | \$1,725,000.00 | \$1,706,352.75                           | \$1,706,352.75 | 0.88%            | 2.942<br>2.856        | \$90.07<br>\$1,553,690.25     | (\$152,662.50)             | 0.46%          |                           |
| 3133EM5W8 | FFCB 0.680%<br>09/22/2025 | 11/3/2021<br>11/4/2021            | \$1,220,000.00 | \$1,203,517.80                           | \$1,203,517.80 | 1.04%            | 2.981<br>2.883        | \$89.81<br>\$1,095,621.00     | (\$107,896.80)             | 0.32%          | Aaa<br>AA+                |
| 3137EAEX3 | FMCC 0.375%<br>09/23/2025 | 3/5/2021<br>3/8/2021              | \$3,000,000.00 | \$2,950,560.00                           | \$2,950,560.00 | 0.74%            | 2.984<br>2.905        | \$89.33<br>\$2,679,870.00     | (\$270,690.00)             | 0.79%          | Aaa<br>AA+                |
| 3133ENP95 | FFCB 4.250%<br>09/30/2025 | 9/27/2022<br>9/30/2022            | \$1,600,000.00 | \$1,589,024.00                           | \$1,589,024.00 | 4.50%            | 3.003<br>2.785        | \$99.79<br>\$1,596,576.00     | \$7,552.00                 | 0.47%          | Aaa<br>AA+                |
| 3134GWYS9 | FMCC 0.600%<br>10/15/2025 | 4/29/2021<br>4/30/2021            | \$600,000.00   | \$595,572.00                             | \$595,572.00   | 0.77%            | 3.044<br>2.937        | \$89.43<br>\$536,580.00       | (\$58,992.00)              | 0.16%          | Aaa<br>AA+                |

City of Garden Grove Operating Account

**POSITION STATEMENT**

As of September 30, 2022



| CUSIP                   | Security Description                             | Trade Date/<br>Settlement Date | Par Value               | Principal Cost/<br>Purchased Interest         | Total Cost              | Yield at Cost | Maturity/<br>Duration | Market Price/<br>Market Value | Unrealized Gain/<br>(Loss) | % of Assets   | Moody's/<br>S&P Rating |
|-------------------------|--|--------------------------------|-------------------------|---|-------------------------|---------------|-----------------------|-------------------------------|----------------------------|---------------|------------------------|
| 3133EMFR8               | FFCB 0.540%<br>11/03/2025                        | 11/18/2020<br>11/19/2020       | \$3,000,000.00          | \$2,995,500.00                                | \$2,995,500.00          | 0.57%         | 3.096<br>2.990        | \$88.74<br>\$2,662,110.00     | (\$333,390.00)             | 0.78%         | Aaa<br>AA+             |
| 3135GA2Z3               | FNMA 0.560%<br>11/17/2025                        | 11/3/2021<br>11/4/2021         | \$2,500,000.00          | \$2,447,250.00                                | \$2,447,250.00          | 1.10%         | 3.134<br>3.029        | \$88.68<br>\$2,216,900.00     | (\$230,350.00)             | 0.65%         | Aaa<br>AA+             |
| 3133ENEG1               | FFCB 1.050%<br>11/17/2025                        | 11/10/2021<br>11/17/2021       | \$2,500,000.00          | \$2,496,475.00                                | \$2,496,475.00          | 1.09%         | 3.134<br>3.010        | \$90.83<br>\$2,270,850.00     | (\$225,625.00)             | 0.67%         | Aaa<br>AA+             |
| 3133EMMR0               | FFCB 0.470%<br>01/12/2026                        | 1/5/2021<br>1/12/2021          | \$400,000.00            | \$399,408.00                                  | \$399,408.00            | 0.50%         | 3.288<br>3.178        | \$87.93<br>\$351,704.00       | (\$47,704.00)              | 0.10%         | Aaa<br>AA+             |
| 3133ENNA4               | FFCB 1.560%<br>02/03/2026                        | 1/28/2022<br>2/3/2022          | \$3,000,000.00          | \$2,997,090.00                                | \$2,997,090.00          | 1.59%         | 3.348<br>3.192        | \$91.75<br>\$2,752,470.00     | (\$244,620.00)             | 0.81%         | Aaa<br>AA+             |
| 3130AMNX6               | FHLB 1.020%<br>06/10/2026                        | 5/26/2021<br>6/10/2021         | \$2,500,000.00          | \$2,500,000.00                                | \$2,500,000.00          | 1.02%         | 3.696<br>3.505        | \$88.34<br>\$2,208,550.00     | (\$291,450.00)             | 0.65%         | Aaa<br>AA+             |
| 3133EM4S8               | FFCB 0.870%<br>09/08/2026                        | 8/2/2022<br>8/3/2022           | \$2,270,000.00          | \$2,083,860.00                                | \$2,083,860.00          | 3.01%         | 3.942<br>3.752        | \$87.34<br>\$1,982,708.80     | (\$101,151.20)             | 0.58%         | Aaa<br>AA+             |
| 3130AP5A9               | FHLBANKS 1.05%<br>10/15/2026                     | 11/5/2021<br>11/8/2021         | \$2,325,000.00          | \$2,312,793.75                                | \$2,312,793.75          | 1.16%         | 4.044<br>3.804        | \$87.59<br>\$2,036,467.50     | (\$276,326.25)             | 0.60%         | Aaa<br>AA+             |
| 31422XNU2               | AGM 0.980%<br>10/19/2026                         | 10/8/2021<br>10/19/2021        | \$2,463,000.00          | \$2,452,039.65                                | \$2,452,039.65          | 1.07%         | 4.055<br>3.871        | \$87.94<br>\$2,165,863.68     | (\$286,175.97)             | 0.63%         |                        |
| 3133ENDC1               | FFCB 1.330%<br>11/03/2026                        | 11/3/2021<br>11/4/2021         | \$2,500,000.00          | \$2,499,375.00                                | \$2,499,375.00          | 1.34%         | 4.096<br>3.798        | \$88.90<br>\$2,222,450.00     | (\$276,925.00)             | 0.65%         | Aaa<br>AA+             |
| 3130AQF65               | FHLB 1.250%<br>12/21/2026                        | 1/26/2022<br>1/27/2022         | \$1,250,000.00          | \$1,224,637.50                                | \$1,224,637.50          | 1.68%         | 4.227<br>4.020        | \$89.25<br>\$1,115,625.00     | (\$109,012.50)             | 0.33%         | Aaa<br>AA+             |
| 3130AL5A8               | FHLB 0.900%<br>02/26/2027                        | 7/8/2022<br>7/11/2022          | \$1,900,000.00          | \$1,699,816.00                                | \$1,699,816.00          | 3.38%         | 4.411<br>4.168        | \$86.25<br>\$1,638,826.00     | (\$60,990.00)              | 0.48%         | Aaa<br>AA+             |
| <b>SubTotal</b>         |  |                                | <b>\$110,198,000.00</b> | <b>\$110,593,172.30</b><br><b>\$10,277.21</b> | <b>\$110,603,449.51</b> | <b>1.73%</b>  |                       | <b>\$103,832,811.33</b>       | <b>(\$6,760,360.97)</b>    | <b>30.44%</b> |                        |
| <b>Commercial Paper</b> |  |                                |                         |   |                         |               |                       |                               |                            |               |                        |
| 09659KKM1               | BNP Paribas<br>10/21/2022                        | 1/26/2022<br>1/26/2022         | \$3,000,000.00          | \$2,985,260.00                                | \$2,985,260.00          | 0.66%         | 0.058<br>0.059        | \$99.82<br>\$2,994,570.00     | \$9,310.00                 | 0.88%         | P-1<br>A-1             |
| 13607FKR6               | Canadian Imperial<br>Holdings Inc.<br>10/25/2022 | 1/28/2022<br>1/31/2022         | \$3,000,000.00          | \$2,982,200.00                                | \$2,982,200.00          | 0.80%         | 0.068<br>0.072        | \$99.79<br>\$2,993,586.00     | \$11,386.00                | 0.88%         | P-1<br>A-1             |
| 2254EBKU4               | Credit Suisse AG<br>10/28/2022                   | 2/2/2022<br>2/4/2022           | \$3,000,000.00          | \$2,983,374.99                                | \$2,983,374.99          | 0.75%         | 0.077<br>0.078        | \$99.76<br>\$2,992,740.00     | \$9,365.01                 | 0.88%         | P-1<br>A-1             |
| 06366HL13               | Bank of Montreal<br>11/01/2022                   | 2/4/2022<br>2/8/2022           | \$3,000,000.00          | \$2,982,044.98                                | \$2,982,044.98          | 0.81%         | 0.088<br>0.089        | \$99.70<br>\$2,990,910.00     | \$8,865.02                 | 0.88%         | P-1<br>A-1             |

City of Garden Grove Operating Account

**POSITION STATEMENT**

As of September 30, 2022



| CUSIP           | Security Description                         | Trade Date/<br>Settlement Date | Par Value              | Principal Cost/<br>Purchased Interest | Total Cost             | Yield at Cost | Maturity/<br>Duration | Market Price/<br>Market Value | Unrealized Gain/<br>(Loss) | % of Assets  | Moody's/<br>S&P Rating |
|-----------------|--|--------------------------------|------------------------|---------------------------------------|------------------------|---------------|-----------------------|-------------------------------|----------------------------|--------------|------------------------|
| 53948BL80       | Lloyds Bank Corporate Markets PLC 11/08/2022 | 2/11/2022<br>2/11/2022         | \$3,000,000.00         | \$2,974,800.00                        | \$2,974,800.00         | 1.13%         | 0.107<br>0.108        | \$99.63<br>\$2,988,930.00     | \$14,130.00                | 0.88%        | P-1<br>A-1             |
| 63873KSF5       | Natixis 05/15/2023                           | 8/18/2022<br>8/22/2022         | \$3,000,000.00         | \$2,917,096.67                        | \$2,917,096.67         | 3.85%         | 0.622<br>0.609        | \$97.18<br>\$2,915,250.00     | (\$1,846.67)               | 0.85%        | P-1<br>A-1             |
| 53948BT25       | Lloyds Bank Corporate Markets PLC 06/02/2023 | 9/7/2022<br>9/8/2022           | \$3,072,000.00         | \$2,982,458.86                        | \$2,982,458.86         | 4.05%         | 0.671<br>0.658        | \$96.95<br>\$2,978,334.72     | (\$4,124.14)               | 0.87%        | P-1<br>A-1             |
| <b>SubTotal</b> |  |                                | <b>\$21,072,000.00</b> | <b>\$20,807,235.50</b>                | <b>\$20,807,235.50</b> | <b>1.71%</b>  |                       | <b>\$20,854,320.72</b>        | <b>\$47,085.22</b>         | <b>6.11%</b> |                        |

**Corporate Bond**

|           |   |                          |                |                |                |       |                |                           |                |       |           |
|-----------|---|--------------------------|----------------|----------------|----------------|-------|----------------|---------------------------|----------------|-------|-----------|
| 89236THM0 | Toyota Motor Credit Corporation 0.350% 10/14/2022         | 1/28/2022<br>2/1/2022    | \$1,719,000.00 | \$1,715,090.50 | \$1,715,090.50 | 0.68% | 0.038<br>0.040 | \$99.89<br>\$1,717,126.29 | \$2,035.79     | 0.50% | A1<br>A+  |
| 89236THM0 | Toyota Motor Credit Corporation 0.350% 10/14/2022         | 3/4/2022<br>3/8/2022     | \$1,015,000.00 | \$1,010,341.15 | \$1,010,341.15 | 1.12% | 0.038<br>0.040 | \$99.89<br>\$1,013,893.65 | \$3,552.50     | 0.30% | A1<br>A+  |
| 06406RAM9 | The Bank of New York Mellon Corporation 1.850% 01/27/2023 | 2/11/2022<br>2/15/2022   | \$4,600,000.00 | \$4,627,508.00 | \$4,627,508.00 | 1.22% | 0.326<br>0.322 | \$99.36<br>\$4,570,422.00 | (\$57,086.00)  | 1.34% | A1<br>A   |
| 89788JAB5 | Truist Bank 1.250% 03/09/2023                             | 2/25/2022<br>3/1/2022    | \$2,250,000.00 | \$2,245,590.00 | \$2,245,590.00 | 1.44% | 0.438<br>0.431 | \$98.66<br>\$2,219,895.00 | (\$25,695.00)  | 0.65% | A2<br>A   |
| 89788JAB5 | Truist Bank 1.250% 03/09/2023                             | 3/30/2022<br>3/31/2022   | \$470,000.00   | \$466,992.00   | \$466,992.00   | 1.94% | 0.438<br>0.431 | \$98.66<br>\$463,711.40   | (\$3,280.60)   | 0.14% | A2<br>A   |
| 931142DH3 | Walmart Inc. 2.550% 04/11/2023                            | 3/1/2022<br>3/3/2022     | \$2,920,000.00 | \$2,955,478.00 | \$2,955,478.00 | 1.44% | 0.529<br>0.513 | \$99.11<br>\$2,893,982.80 | (\$61,495.20)  | 0.85% | Aa2<br>AA |
| 023135BV7 | Amazon.com, Inc. 0.250% 05/12/2023                        | 5/11/2021<br>5/12/2021   | \$1,000,000.00 | \$999,860.00   | \$999,860.00   | 0.26% | 0.614<br>0.602 | \$97.67<br>\$976,670.00   | (\$23,190.00)  | 0.29% | A1<br>AA  |
| 17330FUE9 | CITIGROUP GLOBAL MTN 2.750% 06/16/2023                    | 5/12/2022<br>5/16/2022   | \$3,000,000.00 | \$3,000,000.00 | \$3,000,000.00 | 2.75% | 0.710<br>0.687 | \$98.33<br>\$2,949,810.00 | (\$50,190.00)  | 0.86% | A2<br>A   |
| 17330PNQ8 | Citigroup Global Markets Holdings Inc. 3.800% 07/30/2023  | 6/17/2022<br>6/30/2022   | \$6,000,000.00 | \$6,000,000.00 | \$6,000,000.00 | 3.80% | 0.830<br>0.822 | \$99.02<br>\$5,941,260.00 | (\$58,740.00)  | 1.74% | A2<br>A   |
| 89236THF5 | Toyota Motor Credit Corporation 0.500% 08/14/2023         | 10/20/2020<br>10/20/2020 | \$4,000,000.00 | \$4,008,840.00 | \$4,008,840.00 | 0.42% | 0.871<br>0.853 | \$96.67<br>\$3,866,720.00 | (\$142,120.00) | 1.13% | A1<br>A+  |

City of Garden Grove Operating Account

**POSITION STATEMENT**

As of September 30, 2022



| CUSIP     | Security Description   | Trade Date/<br>Settlement<br>Date | Par Value      | Principal Cost/<br>Purchased<br>Interest | Total Cost     | Yield at<br>Cost | Maturity/<br>Duration | Market Price/<br>Market Value | Unrealized Gain/<br>(Loss) | % of<br>Assets | Moody's/<br>S&P<br>Rating |
|-----------|--|-----------------------------------|----------------|--|----------------|------------------|-----------------------|-------------------------------|----------------------------|----------------|---------------------------|
| 14912L5X5 | Caterpillar Financial Services Corporation 3.750% 11/24/2023 | 6/9/2022<br>6/13/2022             | \$2,600,000.00 | \$2,633,982.00<br>\$5,145.83             | \$2,639,127.83 | 2.82%            | 1.151<br>1.100        | \$99.28<br>\$2,581,306.00     | (\$52,676.00)              | 0.76%          | A2<br>A                   |
| 14913R2S5 | Caterpillar Financial Services Corporation 0.950% 01/10/2024 | 1/3/2022<br>1/10/2022             | \$2,410,000.00 | \$2,409,614.40                           | \$2,409,614.40 | 0.96%            | 1.279<br>1.246        | \$95.81<br>\$2,308,948.70     | (\$100,665.70)             | 0.68%          | A2<br>A                   |
| 48133MAX8 | JPMorgan Chase Financial Company LLC 4.000% 02/29/2024       | 8/29/2022<br>8/29/2022            | \$2,730,000.00 | \$2,730,000.00                           | \$2,730,000.00 | 4.00%            | 1.416<br>1.201        | \$99.02<br>\$2,703,273.30     | (\$26,726.70)              | 0.79%          | A1<br>A-                  |
| 023135BW5 | Amazon.com, Inc. 0.450% 05/12/2024                           | 5/11/2021<br>5/13/2021            | \$950,000.00   | \$949,800.50                             | \$949,800.50   | 0.46%            | 1.616<br>1.575        | \$93.85<br>\$891,575.00       | (\$58,225.50)              | 0.26%          | A1<br>AA                  |
| 023135BW5 | Amazon.com, Inc. 0.450% 05/12/2024                           | 1/27/2022<br>1/31/2022            | \$3,700,000.00 | \$3,625,149.00                           | \$3,625,149.00 | 1.35%            | 1.616<br>1.575        | \$93.85<br>\$3,472,450.00     | (\$152,699.00)             | 1.02%          | A1<br>AA                  |
| 89236TJG1 | Toyota Motor Credit Corporation 0.500% 06/14/2024            | 6/4/2021<br>6/14/2021             | \$4,000,000.00 | \$4,000,000.00                           | \$4,000,000.00 | 0.50%            | 1.707<br>1.661        | \$93.34<br>\$3,733,760.00     | (\$266,240.00)             | 1.09%          | A1<br>A+                  |
| 89236TJH9 | Toyota Motor Credit Corporation 0.500% 06/18/2024            | 10/6/2021<br>10/8/2021            | \$1,150,000.00 | \$1,144,606.50                           | \$1,144,606.50 | 0.68%            | 1.718<br>1.672        | \$93.25<br>\$1,072,398.00     | (\$72,208.50)              | 0.31%          | A1<br>A+                  |
| 14913R2P1 | Caterpillar Financial Services Corporation 0.600% 09/13/2024 | 9/9/2021<br>9/14/2021             | \$650,000.00   | \$650,234.00                             | \$650,234.00   | 0.59%            | 1.956<br>1.903        | \$92.68<br>\$602,400.50       | (\$47,833.50)              | 0.18%          | A2<br>A                   |
| 14913R2P1 | Caterpillar Financial Services Corporation 0.600% 09/13/2024 | 9/8/2021<br>9/14/2021             | \$745,000.00   | \$745,372.00                             | \$745,372.00   | 0.58%            | 1.956<br>1.903        | \$92.68<br>\$690,443.65       | (\$54,928.35)              | 0.20%          | A2<br>A                   |
| 24422EVC0 | John Deere Capital Corporation 2.050% 01/09/2025             | 1/27/2022<br>1/31/2022            | \$1,500,000.00 | \$1,519,200.00                           | \$1,519,200.00 | 1.60%            | 2.279<br>2.176        | \$94.42<br>\$1,416,255.00     | (\$102,945.00)             | 0.42%          | A2<br>A                   |
| 24422EVY2 | John Deere Capital Corporation 1.250% 01/10/2025             | 1/4/2022<br>1/10/2022             | \$2,280,000.00 | \$2,278,928.40                           | \$2,278,928.40 | 1.27%            | 2.282<br>2.200        | \$93.16<br>\$2,123,979.60     | (\$154,948.80)             | 0.62%          | A2<br>A                   |
| 037833DT4 | Apple Inc. 1.125% 05/11/2025                                 | 1/3/2022<br>1/5/2022              | \$1,680,000.00 | \$1,671,525.60                           | \$1,671,525.60 | 1.29%            | 2.614<br>2.510        | \$91.70<br>\$1,540,627.20     | (\$130,898.40)             | 0.45%          | Aaa<br>AA+                |

City of Garden Grove Operating Account

**POSITION STATEMENT**

As of September 30, 2022



| CUSIP                              | Security Description   | Trade Date/<br>Settlement Date | Par Value              | Principal Cost/<br>Purchased Interest        | Total Cost             | Yield at Cost | Maturity/<br>Duration | Market Price/<br>Market Value | Unrealized Gain/<br>(Loss) | % of Assets   | Moody's/<br>S&P Rating |
|------------------------------------|--|--------------------------------|------------------------|--|------------------------|---------------|-----------------------|-------------------------------|----------------------------|---------------|------------------------|
| 14913R2V8                          | Caterpillar Financial Services Corporation 3.400% 05/13/2025 | 5/24/2022<br>5/26/2022         | \$1,000,000.00         | \$1,006,910.00<br>\$1,227.78                 | \$1,008,137.78         | 3.15%         | 2.619<br>2.434        | \$96.71<br>\$967,120.00       | (\$39,790.00)              | 0.28%         | A2<br>A                |
| 24422EWF2                          | John Deere Capital Corporation 3.400% 06/06/2025             | 6/9/2022<br>6/13/2022          | \$4,000,000.00         | \$4,009,800.00<br>\$2,644.44                 | \$4,012,444.44         | 3.31%         | 2.685<br>2.498        | \$96.62<br>\$3,864,720.00     | (\$145,080.00)             | 1.13%         | A2<br>A                |
| 69371RR99                          | PACCAR Financial Corp. 3.550% 08/11/2025                     | 8/10/2022<br>8/12/2022         | \$2,600,000.00         | \$2,602,626.00<br>\$256.40                   | \$2,602,882.40         | 3.51%         | 2.866<br>2.671        | \$97.04<br>\$2,523,118.00     | (\$79,508.00)              | 0.74%         | A1<br>A+               |
| 478160CN2                          | Johnson & Johnson 0.550% 09/01/2025                          | 1/12/2021<br>1/14/2021         | \$3,000,000.00         | \$2,992,050.00                               | \$2,992,050.00         | 0.61%         | 2.923<br>2.836        | \$89.52<br>\$2,685,720.00     | (\$306,330.00)             | 0.79%         | Aaa<br>AAA             |
| 037833EB2                          | Apple Inc. 0.700% 02/08/2026                                 | 2/16/2021<br>2/18/2021         | \$3,000,000.00         | \$2,990,547.00                               | \$2,990,547.00         | 0.77%         | 3.362<br>3.242        | \$88.02<br>\$2,640,480.00     | (\$350,067.00)             | 0.77%         | Aaa<br>AA+             |
| 14913R2K2                          | Caterpillar Financial Services Corporation 0.900% 03/02/2026 | 9/17/2021<br>9/21/2021         | \$3,525,000.00         | \$3,511,534.50                               | \$3,511,534.50         | 0.99%         | 3.422<br>3.290        | \$88.21<br>\$3,109,543.50     | (\$401,991.00)             | 0.91%         | A2<br>A                |
| 24422EVR7                          | John Deere Capital Corporation 1.050% 06/17/2026             | 8/24/2021<br>8/26/2021         | \$4,000,000.00         | \$4,004,680.00                               | \$4,004,680.00         | 1.03%         | 3.715<br>3.549        | \$87.90<br>\$3,516,000.00     | (\$488,680.00)             | 1.03%         | A2<br>A                |
| 037833CJ7                          | Apple Inc. 3.350% 02/09/2027                                 | 8/15/2022<br>8/17/2022         | \$3,000,000.00         | \$3,014,190.00<br>\$2,233.33                 | \$3,016,423.33         | 3.24%         | 4.364<br>3.896        | \$95.46<br>\$2,863,860.00     | (\$150,330.00)             | 0.84%         | Aaa<br>AA+             |
| 89236TJZ9                          | Toyota Motor Credit Corporation 3.050% 03/22/2027            | 3/18/2022<br>3/22/2022         | \$3,250,000.00         | \$3,264,397.50                               | \$3,264,397.50         | 2.95%         | 4.477<br>4.093        | \$92.30<br>\$2,999,652.50     | (\$264,745.00)             | 0.88%         | A1<br>A+               |
| 023135CF1                          | Amazon.com, Inc. 3.300% 04/13/2027                           | 5/17/2022<br>5/19/2022         | \$2,465,000.00         | \$2,440,078.85<br>\$8,134.50                 | \$2,448,213.35         | 3.53%         | 4.537<br>4.050        | \$94.68<br>\$2,333,837.35     | (\$106,241.50)             | 0.68%         | A1<br>AA               |
| 023135BR6                          | Amazon.com, Inc. 1.200% 06/03/2027                           | 6/9/2022<br>6/13/2022          | \$4,000,000.00         | \$3,577,360.00<br>\$1,333.33                 | \$3,578,693.33         | 3.54%         | 4.677<br>4.407        | \$85.64<br>\$3,425,440.00     | (\$151,920.00)             | 1.00%         | A1<br>AA               |
| <b>SubTotal</b>                    |  |                                | <b>\$85,209,000.00</b> | <b>\$84,802,285.90</b><br><b>\$20,975.61</b> | <b>\$84,823,261.51</b> | <b>1.96%</b>  |                       | <b>\$80,680,399.44</b>        | <b>(\$4,121,886.46)</b>    | <b>23.65%</b> |                        |
| <b>Corporate Bond (Amortizing)</b> |  |                                |                        |  |                        |               |                       |                               |                            |               |                        |
| 3130ANCD0                          | Federal Home Loan Bank of New York 1.110% 07/27/2026         | 2/7/2022<br>2/8/2022           | \$2,166,666.65         | \$2,094,408.32                               | \$2,094,408.32         | 1.89%         | 3.825<br>3.612        | \$88.32<br>\$1,913,534.98     | (\$180,873.34)             | 0.56%         | Aaa<br>NR              |
| <b>SubTotal</b>                    |  |                                | <b>\$2,166,666.65</b>  | <b>\$2,094,408.32</b>                        | <b>\$2,094,408.32</b>  | <b>1.89%</b>  |                       | <b>\$1,913,534.98</b>         | <b>(\$180,873.34)</b>      | <b>0.56%</b>  |                        |

**POSITION STATEMENT**

As of September 30, 2022



| CUSIP  | Security Description   | Trade Date/<br>Settlement Date | Par Value             | Principal Cost/<br>Purchased Interest | Total Cost            | Yield at Cost | Maturity/<br>Duration | Market Price/<br>Market Value | Unrealized Gain/<br>(Loss) | % of Assets  | Moody's/<br>S&P Rating |
|--|--|--------------------------------|-----------------------|---------------------------------------|-----------------------|---------------|-----------------------|-------------------------------|----------------------------|--------------|------------------------|
| <b>Mortgage-backed Security (Commercial)</b> |  |                                |                       |                                       |                       |               |                       |                               |                            |              |                        |
| 3137FHQ22                                    | Federal Home Loan Mortgage Corporation 3.370% 07/25/2025     | 10/27/2020<br>10/30/2020       | \$2,884,284.50        | \$3,120,865.83                        | \$3,120,865.83        | 1.38%         | 2.819<br>2.044        | \$96.42<br>\$2,780,912.73     | (\$339,953.10)             | 0.82%        | Aaa<br>AA+             |
| 3137BXQX3                                    | Federal Home Loan Mortgage Corporation 2.891% 10/25/2026     | 2/2/2022<br>2/7/2022           | \$3,212,420.51        | \$3,320,743.34                        | \$3,320,743.34        | 0.00%         | 4.071<br>2.460        | \$97.10<br>\$3,119,292.44     | (\$201,450.90)             | 0.91%        | Aaa<br>AA+             |
| <b>SubTotal</b>                              |  |                                | <b>\$6,096,705.01</b> | <b>\$6,441,609.17</b>                 | <b>\$6,441,609.17</b> | <b>0.65%</b>  |                       | <b>\$5,900,205.17</b>         | <b>(\$541,404.00)</b>      | <b>1.73%</b> |                        |
| <b>Municipal Bond</b>                        |  |                                |                       |                                       |                       |               |                       |                               |                            |              |                        |
| 69666JHT8                                    | Palm Springs, City of 0.362% 11/01/2022                      | 10/18/2021<br>11/3/2021        | \$390,000.00          | \$390,000.00                          | \$390,000.00          | 0.36%         | 0.088<br>0.089        | \$99.69<br>\$388,806.60       | (\$1,193.40)               | 0.11%        | AA                     |
| 76913CAX7                                    | Riverside, County of 2.363% 02/15/2023                       | 11/18/2020<br>11/20/2020       | \$1,335,000.00        | \$1,384,888.95                        | \$1,384,888.95        | 0.68%         | 0.378<br>0.372        | \$99.28<br>\$1,325,441.40     | (\$59,447.55)              | 0.39%        | A1<br>AA               |
| 69666JHU5                                    | Palm Springs, City of 0.472% 11/01/2023                      | 10/18/2021<br>11/3/2021        | \$670,000.00          | \$670,000.00                          | \$670,000.00          | 0.47%         | 1.088<br>1.059        | \$95.35<br>\$638,851.70       | (\$31,148.30)              | 0.19%        | AA                     |
| 039063AC6                                    | City of Arcadia 0.833% 12/01/2023                            | 10/28/2020<br>10/28/2020       | \$1,000,000.00        | \$1,000,000.00                        | \$1,000,000.00        | 0.83%         | 1.170<br>1.141        | \$96.17<br>\$961,720.00       | (\$38,280.00)              | 0.28%        | AAA                    |
| 13063DLZ9                                    | California, State of 3.000% 04/01/2024                       | 3/1/2021<br>3/3/2021           | \$2,180,000.00        | \$2,352,067.40                        | \$2,352,067.40        | 0.42%         | 1.504<br>1.431        | \$98.26<br>\$2,142,002.60     | (\$210,064.80)             | 0.63%        | Aa2<br>AA-             |
| 969268DF5                                    | William S. Hart Union High School District 0.607% 08/01/2024 | 12/10/2020<br>12/23/2020       | \$1,125,000.00        | \$1,125,000.00                        | \$1,125,000.00        | 0.61%         | 1.838<br>1.790        | \$93.45<br>\$1,051,346.25     | (\$73,653.75)              | 0.31%        | Aa2                    |
| 795036CK6                                    | Salinas City Elementary School District 1.336% 08/01/2024    | 1/26/2022<br>2/17/2022         | \$1,150,000.00        | \$1,149,482.50                        | \$1,149,482.50        | 1.36%         | 1.838<br>1.780        | \$94.80<br>\$1,090,246.00     | (\$59,236.50)              | 0.32%        | AA                     |
| 69666JHV3                                    | Palm Springs, City of 0.880% 11/01/2024                      | 10/18/2021<br>11/3/2021        | \$1,450,000.00        | \$1,450,000.00                        | \$1,450,000.00        | 0.88%         | 2.090<br>2.017        | \$91.98<br>\$1,333,753.50     | (\$116,246.50)             | 0.39%        | AA                     |
| 34153QUD6                                    | Florida Department of Education 0.550% 06/01/2025            | 10/23/2020<br>10/23/2020       | \$2,000,000.00        | \$1,993,920.00                        | \$1,993,920.00        | 0.62%         | 2.671<br>2.589        | \$90.10<br>\$1,801,920.00     | (\$192,000.00)             | 0.53%        | Aaa<br>AAA             |



City of Garden Grove Operating Account

**POSITION STATEMENT**

As of September 30, 2022



| CUSIP           | Security Description  | Trade Date/<br>Settlement<br>Date | Par Value              | Principal Cost/<br>Purchased<br>Interest     | Total Cost             | Yield at<br>Cost | Maturity/<br>Duration | Market Price/<br>Market Value | Unrealized Gain/<br>(Loss) | % of<br>Assets | Moody's/<br>S&P<br>Rating |
|-----------------|---|-----------------------------------|------------------------|--|------------------------|------------------|-----------------------|-------------------------------|----------------------------|----------------|---------------------------|
| 917542QV7       | Utah, State of<br>3.539% 07/01/2025                                   | 8/31/2022<br>9/2/2022             | \$1,468,133.34         | \$1,460,440.32<br>\$8,803.86                 | \$1,469,244.18         | 3.85%            | 2.753<br>2.569        | \$98.23<br>\$1,442,147.38     | (\$18,292.94)              | 0.42%          | Aaa<br>AAA                |
| 574193TR9       | Maryland, State of<br>0.660% 08/01/2025                               | 11/18/2020<br>11/20/2020          | \$2,975,000.00         | \$2,989,458.50                               | \$2,989,458.50         | 0.56%            | 2.838<br>2.751        | \$90.49<br>\$2,692,077.50     | (\$297,381.00)             | 0.79%          | Aaa<br>AAA                |
| 969268DG3       | William S. Hart<br>Union High School<br>District 0.757%<br>08/01/2025 | 12/10/2020<br>12/23/2020          | \$500,000.00           | \$500,000.00                                 | \$500,000.00           | 0.76%            | 2.838<br>2.743        | \$89.95<br>\$449,770.00       | (\$50,230.00)              | 0.13%          | Aa2                       |
| 795036CL4       | Salinas City<br>Elementary School<br>District 1.617%<br>08/01/2025    | 1/26/2022<br>2/17/2022            | \$1,145,000.00         | \$1,144,553.45                               | \$1,144,553.45         | 1.63%            | 2.838<br>2.713        | \$92.46<br>\$1,058,667.00     | (\$85,886.45)              | 0.31%          | AA                        |
| 69666JHW1       | Palm Springs, City<br>of 1.172%<br>11/01/2025                         | 10/18/2021<br>11/3/2021           | \$600,000.00           | \$600,000.00                                 | \$600,000.00           | 1.17%            | 3.090<br>2.948        | \$89.18<br>\$535,104.00       | (\$64,896.00)              | 0.16%          | AA                        |
| 21969AAE2       | Corona, City of<br>1.361% 05/01/2026                                  | 9/30/2021<br>10/14/2021           | \$1,210,000.00         | \$1,210,000.00                               | \$1,210,000.00         | 1.36%            | 3.586<br>3.395        | \$88.23<br>\$1,067,619.30     | (\$142,380.70)             | 0.31%          | AA+                       |
| 21969AAE2       | Corona, City of<br>1.361% 05/01/2026                                  | 10/5/2021<br>10/14/2021           | \$1,525,000.00         | \$1,534,073.75                               | \$1,534,073.75         | 1.23%            | 3.586<br>3.395        | \$88.23<br>\$1,345,553.25     | (\$188,520.50)             | 0.39%          | AA+                       |
| 70227RBM1       | Pasadena, City of<br>1.984% 05/01/2026                                | 2/3/2022<br>2/7/2022              | \$1,270,000.00         | \$1,269,619.00                               | \$1,269,619.00         | 1.99%            | 3.586<br>3.358        | \$91.02<br>\$1,155,928.60     | (\$113,690.40)             | 0.34%          | AAA                       |
| 97705MUL7       | Wisconsin, State of<br>0.800% 05/01/2026                              | 8/22/2022<br>8/24/2022            | \$3,350,000.00         | \$3,048,265.50<br>\$8,412.22                 | \$3,056,677.72         | 3.42%            | 3.586<br>3.444        | \$87.98<br>\$2,947,330.00     | (\$100,935.50)             | 0.86%          | Aa1<br>AA+                |
| 20772KNX3       | Connecticut, State of<br>1.123% 06/01/2026                            | 6/4/2021<br>6/9/2021              | \$2,500,000.00         | \$2,514,875.00                               | \$2,514,875.00         | 1.00%            | 3.671<br>3.497        | \$87.66<br>\$2,191,375.00     | (\$323,500.00)             | 0.64%          | Aa3<br>A+                 |
| 574193VR6       | Maryland, State of<br>3.150% 06/01/2026                               | 6/10/2022<br>6/22/2022            | \$4,000,000.00         | \$3,970,480.00                               | \$3,970,480.00         | 3.35%            | 3.671<br>3.384        | \$96.16<br>\$3,846,520.00     | (\$123,960.00)             | 1.13%          | Aaa<br>AAA                |
| 69666JHX9       | Palm Springs, City<br>of 1.402%<br>11/01/2026                         | 10/18/2021<br>11/3/2021           | \$480,000.00           | \$480,000.00                                 | \$480,000.00           | 1.40%            | 4.090<br>3.852        | \$86.92<br>\$417,230.40       | (\$62,769.60)              | 0.12%          | AA                        |
| 574193VS4       | Maryland, State of<br>3.230% 06/01/2027                               | 6/9/2022<br>6/22/2022             | \$4,000,000.00         | \$3,991,520.00                               | \$3,991,520.00         | 3.28%            | 4.671<br>4.226        | \$95.35<br>\$3,813,880.00     | (\$177,640.00)             | 1.12%          | Aaa<br>AAA                |
| 93974EYD2       | Washington, State of<br>3.340% 08/01/2027                             | 7/20/2022<br>8/3/2022             | \$3,500,000.00         | \$3,501,890.00                               | \$3,501,890.00         | 3.33%            | 4.838<br>4.371        | \$95.51<br>\$3,342,955.00     | (\$158,935.00)             | 0.98%          | Aaa<br>AA+                |
| <b>SubTotal</b> |   |                                   | <b>\$39,823,133.34</b> | <b>\$39,730,534.37</b><br><b>\$17,216.08</b> | <b>\$39,747,750.45</b> | <b>1.94%</b>     |                       | <b>\$37,040,245.48</b>        | <b>(\$2,690,288.89)</b>    | <b>10.86%</b>  |                           |

**POSITION STATEMENT**

As of September 30, 2022



| CUSIP                     | Security Description  | Trade Date/<br>Settlement Date | Par Value              | Principal Cost/<br>Purchased Interest | Total Cost             | Yield at Cost | Maturity/<br>Duration | Market Price/<br>Market Value | Unrealized Gain/<br>(Loss) | % of Assets  | Moody's/<br>S&P Rating |
|---------------------------|---|--------------------------------|------------------------|---------------------------------------|------------------------|---------------|-----------------------|-------------------------------|----------------------------|--------------|------------------------|
| <b>Municipal Note</b>     |   |                                |                        |                                       |                        |               |                       |                               |                            |              |                        |
| 91412HJK0                 | The Regents of the University of California 0.367% 05/15/2024 | 2/24/2021<br>3/10/2021         | \$1,500,000.00         | \$1,500,000.00                        | \$1,500,000.00         | 0.37%         | 1.625<br>1.585        | \$93.94<br>\$1,409,100.00     | (\$90,900.00)              | 0.41%        | Aa2<br>AA              |
| 56052AG42                 | Maine, State of 1.000% 06/01/2024                             | 6/9/2021<br>6/23/2021          | \$1,050,000.00         | \$1,068,259.50                        | \$1,068,259.50         | 0.40%         | 1.671<br>1.623        | \$94.97<br>\$997,132.50       | (\$71,127.00)              | 0.29%        | Aa2<br>AA              |
| 874857KT1                 | Tamalpais Union High School District 0.319% 08/01/2024        | 1/29/2021<br>2/25/2021         | \$745,000.00           | \$745,000.00                          | \$745,000.00           | 0.32%         | 1.838<br>1.795        | \$93.12<br>\$693,736.55       | (\$51,263.45)              | 0.20%        | Aaa                    |
| 874857KU8                 | Tamalpais Union High School District 0.505% 08/01/2025        | 1/29/2021<br>2/25/2021         | \$1,000,000.00         | \$1,000,000.00                        | \$1,000,000.00         | 0.51%         | 2.838<br>2.755        | \$89.61<br>\$896,120.00       | (\$103,880.00)             | 0.26%        | Aaa                    |
| <b>SubTotal</b>           |   |                                | <b>\$4,295,000.00</b>  | <b>\$4,313,259.50</b>                 | <b>\$4,313,259.50</b>  | <b>0.40%</b>  |                       | <b>\$3,996,089.05</b>         | <b>(\$317,170.45)</b>      | <b>1.17%</b> |                        |
| <b>Supranational</b>      |   |                                |                        |                                       |                        |               |                       |                               |                            |              |                        |
| 45950VPQ3                 | IFC 0.250% 08/22/2024   | 2/25/2021<br>3/1/2021          | \$2,000,000.00         | \$1,987,120.00                        | \$1,987,120.00         | 0.44%         | 1.896<br>1.851        | \$92.49<br>\$1,849,760.00     | (\$137,360.00)             | 0.54%        | Aaa<br>AA+             |
| 459058JS3                 | IBRD 0.650% 02/10/2026  | 6/3/2021<br>6/7/2021           | \$5,000,000.00         | \$4,949,700.00                        | \$4,949,700.00         | 0.87%         | 3.367<br>3.240        | \$86.41<br>\$4,320,700.00     | (\$629,000.00)             | 1.27%        | Aaa<br>AA+             |
| 45950VPS9                 | IFC 0.50% 02/26/2026  | 2/25/2021<br>3/1/2021          | \$5,000,000.00         | \$4,942,750.00                        | \$4,942,750.00         | 0.72%         | 3.411<br>3.368        | \$87.83<br>\$4,391,550.00     | (\$551,200.00)             | 1.29%        | Aaa<br>AA+             |
| 45950VPU4                 | IFC 0.75% 03/23/2026  | 9/13/2021<br>9/15/2021         | \$900,000.00           | \$896,562.00                          | \$896,562.00           | 0.84%         | 3.479<br>3.423        | \$88.40<br>\$795,600.00       | (\$100,962.00)             | 0.23%        | Aaa<br>AA+             |
| 4581X0DV7                 | IADB 0.875% 04/20/2026  | 4/29/2021<br>5/3/2021          | \$580,000.00           | \$577,784.40                          | \$577,784.40           | 0.95%         | 3.556<br>3.412        | \$88.80<br>\$515,057.40       | (\$62,727.00)              | 0.15%        | Aaa<br>AA+             |
| <b>SubTotal</b>           |   |                                | <b>\$13,480,000.00</b> | <b>\$13,353,916.40</b>                | <b>\$13,353,916.40</b> | <b>0.75%</b>  |                       | <b>\$11,872,667.40</b>        | <b>(\$1,481,249.00)</b>    | <b>3.48%</b> |                        |
| <b>U.S. Treasury Bond</b> |   |                                |                        |                                       |                        |               |                       |                               |                            |              |                        |
| 912828M80                 | UST 2.000% 11/30/2022   | 9/26/2019<br>9/26/2019         | \$3,000,000.00         | \$3,039,375.00                        | \$3,039,375.00         | 1.58%         | 0.167<br>0.167        | \$99.80<br>\$2,994,000.00     | (\$45,375.00)              | 0.88%        | Aaa<br>AA+             |
| <b>SubTotal</b>           |   |                                | <b>\$3,000,000.00</b>  | <b>\$3,039,375.00</b>                 | <b>\$3,039,375.00</b>  | <b>1.58%</b>  |                       | <b>\$2,994,000.00</b>         | <b>(\$45,375.00)</b>       | <b>0.88%</b> |                        |
| <b>U.S. Treasury Note</b> |   |                                |                        |                                       |                        |               |                       |                               |                            |              |                        |
| 912828M49                 | UST 1.875% 10/31/2022   | 10/2/2019<br>10/2/2019         | \$3,000,000.00         | \$3,041,250.00                        | \$3,041,250.00         | 1.42%         | 0.085<br>0.086        | \$99.93<br>\$2,997,840.00     | (\$43,410.00)              | 0.88%        | Aaa<br>AA+             |

City of Garden Grove Operating Account

**POSITION STATEMENT**

As of September 30, 2022



| CUSIP              | Security Description     | Trade Date/<br>Settlement Date | Par Value               | Principal Cost/<br>Purchased Interest         | Total Cost              | Yield at Cost | Maturity/<br>Duration | Market Price/<br>Market Value | Unrealized Gain/<br>(Loss) | % of Assets    | Moody's/<br>S&P Rating |
|--------------------|--------------------------|--------------------------------|-------------------------|---|-------------------------|---------------|-----------------------|-------------------------------|----------------------------|----------------|------------------------|
| 91282CCN9          | UST 0.125%<br>07/31/2023 | 7/27/2021<br>8/2/2021          | \$3,310,000.00          | \$3,304,957.41                                | \$3,304,957.41          | 0.20%         | 0.833<br>0.817        | \$96.68<br>\$3,200,240.40     | (\$104,717.01)             | 0.94%          | Aaa<br>AA+             |
| 9128282D1          | UST 1.375%<br>08/31/2023 | 12/18/2019<br>12/18/2019       | \$3,000,000.00          | \$2,967,300.00                                | \$2,967,300.00          | 1.68%         | 0.918<br>0.897        | \$97.48<br>\$2,924,430.00     | (\$42,870.00)              | 0.86%          | Aaa<br>AA+             |
| 9128285K2          | UST 2.875%<br>10/31/2023 | 11/19/2019<br>11/19/2019       | \$3,000,000.00          | \$3,146,820.00                                | \$3,146,820.00          | 1.59%         | 1.085<br>1.043        | \$98.58<br>\$2,957,340.00     | (\$189,480.00)             | 0.87%          | Aaa<br>AA+             |
| 9128285K2          | UST 2.875%<br>10/31/2023 | 12/9/2019<br>12/9/2019         | \$3,000,000.00          | \$3,145,980.00                                | \$3,145,980.00          | 1.58%         | 1.085<br>1.043        | \$98.58<br>\$2,957,340.00     | (\$188,640.00)             | 0.87%          | Aaa<br>AA+             |
| 9128286Z8          | UST 1.750%<br>06/30/2024 | 12/26/2019<br>12/26/2019       | \$3,000,000.00          | \$3,006,480.00                                | \$3,006,480.00          | 1.70%         | 1.751<br>1.689        | \$95.80<br>\$2,874,030.00     | (\$132,450.00)             | 0.84%          | Aaa<br>AA+             |
| 912828ZL7          | UST 0.375%<br>04/30/2025 | 9/13/2021<br>9/14/2021         | \$2,500,000.00          | \$2,482,128.90                                | \$2,482,128.90          | 0.57%         | 2.584<br>2.514        | \$90.63<br>\$2,265,725.00     | (\$216,403.90)             | 0.66%          | Aaa<br>AA+             |
| 91282CBT7          | UST 0.750%<br>03/31/2026 | 9/13/2021<br>9/14/2021         | \$2,500,000.00          | \$2,500,683.60                                | \$2,500,683.60          | 0.74%         | 3.501<br>3.370        | \$88.90<br>\$2,222,450.00     | (\$278,233.60)             | 0.65%          | Aaa<br>AA+             |
| 91282CCF6          | UST 0.750%<br>05/31/2026 | 6/3/2021<br>6/4/2021           | \$5,000,000.00          | \$4,980,273.45                                | \$4,980,273.45          | 0.83%         | 3.668<br>3.533        | \$88.46<br>\$4,423,050.00     | (\$557,223.45)             | 1.30%          | Aaa<br>AA+             |
| 91282CCW9          | UST 0.750%<br>08/31/2026 | 9/13/2021<br>9/14/2021         | \$2,500,000.00          | \$2,493,066.40                                | \$2,493,066.40          | 0.81%         | 3.921<br>3.780        | \$87.86<br>\$2,196,575.00     | (\$296,491.40)             | 0.64%          | Aaa<br>AA+             |
| 91282CDG3          | UST 1.125%<br>10/31/2026 | 11/3/2021<br>11/4/2021         | \$2,500,000.00          | \$2,495,019.53                                | \$2,495,019.53          | 1.17%         | 4.088<br>3.893        | \$88.84<br>\$2,221,000.00     | (\$274,019.53)             | 0.65%          | Aaa<br>AA+             |
| 91282CEF4          | UST 2.500%<br>03/31/2027 | 6/22/2022<br>6/23/2022         | \$2,500,000.00          | \$2,418,750.00                                | \$2,418,750.00          | 3.24%         | 4.501<br>4.129        | \$93.61<br>\$2,340,150.00     | (\$78,600.00)              | 0.69%          | Aaa<br>AA+             |
| 91282CEN7          | UST 2.750%<br>04/30/2027 | 6/10/2022<br>6/13/2022         | \$3,500,000.00          | \$3,424,121.09<br>\$11,508.15                 | \$3,435,629.24          | 3.23%         | 4.584<br>4.281        | \$94.57<br>\$3,309,810.00     | (\$114,311.09)             | 0.97%          | Aaa<br>AA+             |
| 91282CEN7          | UST 2.750%<br>04/30/2027 | 6/22/2022<br>6/23/2022         | \$2,500,000.00          | \$2,445,117.19<br>\$10,088.32                 | \$2,455,205.51          | 3.24%         | 4.584<br>4.281        | \$94.57<br>\$2,364,150.00     | (\$80,967.19)              | 0.69%          | Aaa<br>AA+             |
| 91282CET4          | UST 2.625%<br>05/31/2027 | 6/10/2022<br>6/13/2022         | \$4,000,000.00          | \$3,890,156.25<br>\$3,729.51                  | \$3,893,885.76          | 3.23%         | 4.668<br>4.281        | \$94.08<br>\$3,763,120.00     | (\$127,036.25)             | 1.10%          | Aaa<br>AA+             |
| 91282CET4          | UST 2.625%<br>05/31/2027 | 6/22/2022<br>6/23/2022         | \$2,500,000.00          | \$2,431,835.94<br>\$4,123.98                  | \$2,435,959.92          | 3.23%         | 4.668<br>4.281        | \$94.08<br>\$2,351,950.00     | (\$79,885.94)              | 0.69%          | Aaa<br>AA+             |
| <b>SubTotal</b>    |                          |                                | <b>\$48,310,000.00</b>  | <b>\$48,173,939.76</b><br><b>\$29,449.96</b>  | <b>\$48,203,389.72</b>  | <b>1.78%</b>  |                       | <b>\$45,369,200.40</b>        | <b>(\$2,804,739.36)</b>    | <b>13.30%</b>  |                        |
| <b>Grand Total</b> |                          |                                | <b>\$360,280,654.87</b> | <b>\$359,979,886.09</b><br><b>\$77,918.86</b> | <b>\$360,057,804.95</b> | <b>1.73%</b>  |                       | <b>\$341,083,623.84</b>       | <b>(\$18,896,262.25)</b>   | <b>100.00%</b> |                        |

**TRANSACTION STATEMENT**

As of September 30, 2022



| Transaction Type | Trade Date | Settlement Date | CUSIP     | Security Description                            | Par Value            | Principal Amount     | Purchased Interest | Total Cost           | Yield at Cost |
|------------------|------------|-----------------|-----------|---|----------------------|----------------------|--------------------|----------------------|---------------|
| <b>Purchase</b>  |            |                 |           |   |                      |                      |                    |                      |               |
| Purchase         | 8/31/2022  | 9/2/2022        | 917542QV7 | Utah, State of 3.539%<br>07/01/2025             | 1,468,133.34         | 1,460,440.32         | 8,803.86           | 1,469,244.18         | 3.85%         |
| Purchase         | 9/7/2022   | 9/8/2022        | 53948BT25 | Lloyds Bank Corporate<br>Markets PLC 06/02/2023 | 3,072,000.00         | 2,982,458.86         |                    | 2,982,458.86         | 4.05%         |
| Purchase         | 9/20/2022  | 9/22/2022       | 45950VRG3 | IFC 3.33 08/25/2025                             | 4,115,000.00         | 4,034,769.85         | 10,277.21          | 4,045,047.06         | 4.04%         |
| Purchase         | 9/27/2022  | 9/30/2022       | 3133ENP95 | FFCB 4.250%<br>09/30/2025                       | 1,600,000.00         | 1,589,024.00         |                    | 1,589,024.00         | 4.50%         |
| <b>Total</b>     |            |                 |           |   | <b>10,255,133.34</b> | <b>10,066,693.03</b> | <b>19,081.07</b>   | <b>10,085,774.10</b> |               |

**TRANSACTION STATEMENT**

As of September 30, 2022



| Transaction Type | Trade Date | Settlement Date | CUSIP     | Security Description   | Par Value           | Principal Cost      | Total Proceeds      | Realized Gain/Loss |
|------------------|------------|-----------------|-----------|------------------------|---------------------|---------------------|---------------------|--------------------|
| <b>Maturity</b>  |            |                 |           |                        |                     |                     |                     |                    |
| Maturity         | 9/9/2022   | 9/9/2022        | 313383WD9 | FHLB 3.125% 09/09/2022 | 3,000,000.00        | 3,030,000.00        | 3,000,000.00        | (30,000.00)        |
| Maturity         | 9/26/2022  | 9/26/2022       | 63873KJS7 | Natixis 09/26/2022     | 1,500,000.00        | 1,493,256.67        | 1,500,000.00        | 6,743.33           |
| <b>Total</b>     |            |                 |           |                        | <b>4,500,000.00</b> | <b>4,523,256.67</b> | <b>4,500,000.00</b> | <b>(23,256.67)</b> |

|                |           |           |           |  |                  |                  |                  |                   |
|----------------|-----------|-----------|-----------|--|------------------|------------------|------------------|-------------------|
| <b>Paydown</b> |           |           |           |  |                  |                  |                  |                   |
| Paydown        | 9/26/2022 | 9/26/2022 | 3137FHQ22 | Federal Home Loan Mortgage Corporation 3.370% 07/25/2025 | 2,550.45         | 2,771.24         | 2,550.45         | (220.79)          |
| Paydown        | 9/26/2022 | 9/26/2022 | 3137BXQX3 | Federal Home Loan Mortgage Corporation 2.891% 10/25/2026 | 58,000.10        | 59,955.86        | 58,000.10        | (1,955.76)        |
| <b>Total</b>   |           |           |           |  | <b>60,550.55</b> | <b>62,727.10</b> | <b>60,550.55</b> | <b>(2,176.55)</b> |

|              |          |          |           |                        |                     |                     |                     |                    |
|--------------|----------|----------|-----------|------------------------|---------------------|---------------------|---------------------|--------------------|
| <b>Sell</b>  |          |          |           |                        |                     |                     |                     |                    |
| Sell         | 9/2/2022 | 9/2/2022 | 63873KJS7 | Natixis 09/26/2022     | 2,000,000.00        | 1,991,008.89        | 1,996,866.67        | 5,857.78           |
| Sell         | 9/7/2022 | 9/8/2022 | 3133834G3 | FHLB 2.125% 06/09/2023 | 3,000,000.00        | 3,049,050.00        | 2,966,790.00        | (82,260.00)        |
| <b>Total</b> |          |          |           |                        | <b>5,000,000.00</b> | <b>5,040,058.89</b> | <b>4,963,656.67</b> | <b>(76,402.22)</b> |

| Transaction Type          | Payment Date | Settlement Date | CUSIP     | Security Description   | Interest Received |
|---------------------------|--------------|-----------------|-----------|--|-------------------|
| <b>Interest/Dividends</b> |              |                 |           |  |                   |
| Interest/Dividends        | 9/1/2022     | 9/1/2022        | 478160CN2 | Johnson & Johnson 0.550% 09/01/2025                          | 8,250.00          |
| Interest/Dividends        | 9/1/2022     | 9/1/2022        | 31846V567 | First American Funds, Inc.                                   | 3,449.15          |
| Interest/Dividends        | 9/2/2022     | 9/2/2022        | 14913R2K2 | Caterpillar Financial Services Corporation 0.900% 03/02/2026 | 15,862.50         |
| Interest/Dividends        | 9/6/2022     | 9/6/2022        | 3133ELQY3 | FFCB 1.210% 03/03/2025                                       | 36,300.00         |

**TRANSACTION STATEMENT**

As of September 30, 2022



| Transaction Type   | Payment Date | Settlement Date | CUSIP     | Security Description   | Interest Received |
|--------------------|--------------|-----------------|-----------|--|-------------------|
| Interest/Dividends | 9/8/2022     | 9/8/2022        | 3130AB3H7 | FHLB 2.375% 03/08/2024                                       | 35,625.00         |
| Interest/Dividends | 9/8/2022     | 9/8/2022        | 313383YJ4 | FHLB 3.375% 09/08/2023                                       | 101,250.00        |
| Interest/Dividends | 9/8/2022     | 9/8/2022        | 3130A7PH2 | FHLB 1.875% 03/08/2024                                       | 28,125.00         |
| Interest/Dividends | 9/8/2022     | 9/8/2022        | 3133EJFK0 | FFCB 2.650% 03/08/2023                                       | 39,750.00         |
| Interest/Dividends | 9/8/2022     | 9/8/2022        | 31422XML3 | AGM 0.600% 09/08/2025  | 5,175.00          |
| Interest/Dividends | 9/8/2022     | 9/8/2022        | 3133EM4S8 | FFCB 0.870% 09/08/2026                                       | 9,874.50          |
| Interest/Dividends | 9/7/2022     | 9/8/2022        | 3133834G3 | Federal Home Loan Bank of Atlanta 2.13% 06/09/2023           | 15,760.42         |
| Interest/Dividends | 9/9/2022     | 9/9/2022        | 313383WD9 | FHLB 3.125% 09/09/2022                                       | 46,875.00         |
| Interest/Dividends | 9/9/2022     | 9/9/2022        | 89788JAB5 | Truist Bank 1.250% 03/09/2023                                | 17,000.00         |
| Interest/Dividends | 9/12/2022    | 9/12/2022       | 3130ADRG9 | FHLB 2.750% 03/10/2023                                       | 41,250.00         |
| Interest/Dividends | 9/12/2022    | 9/12/2022       | 3133EKQA7 | FFCB 2.080% 09/10/2024                                       | 31,200.00         |
| Interest/Dividends | 9/13/2022    | 9/13/2022       | 3130A2UW4 | FHLB 2.875% 09/13/2024                                       | 43,125.00         |
| Interest/Dividends | 9/13/2022    | 9/13/2022       | 14913R2P1 | Caterpillar Financial Services Corporation 0.600% 09/13/2024 | 4,185.00          |
| Interest/Dividends | 9/16/2022    | 9/16/2022       | 17330FUE9 | CITIGROUP GLOBAL MTN 2.750% 06/16/2023                       | 6,875.00          |
| Interest/Dividends | 9/22/2022    | 9/22/2022       | 3133EM5W8 | FFCB 0.680% 09/22/2025                                       | 4,148.00          |
| Interest/Dividends | 9/22/2022    | 9/22/2022       | 89236TJZ9 | Toyota Motor Credit Corporation 3.050% 03/22/2027            | 49,562.50         |
| Interest/Dividends | 9/23/2022    | 9/23/2022       | 3137EAEX3 | FMCC 0.375% 09/23/2025                                       | 5,625.00          |
| Interest/Dividends | 9/23/2022    | 9/23/2022       | 45950VPU4 | IFC 0.75% 03/23/2026   | 3,375.00          |
| Interest/Dividends | 9/26/2022    | 9/26/2022       | 3137FHQ22 | Federal Home Loan Mortgage Corporation 3.370% 07/25/2025     | 8,073.31          |

**TRANSACTION STATEMENT**

As of September 30, 2022



| Transaction Type   | Payment Date | Settlement Date | CUSIP     | Security Description                                     | Interest Received |
|--------------------|--------------|-----------------|-----------|--|-------------------|
| Interest/Dividends | 9/26/2022    | 9/26/2022       | 3137BXQX3 | Federal Home Loan Mortgage Corporation 2.891% 10/25/2026 | 7,878.99          |
| Interest/Dividends | 9/30/2022    | 9/30/2022       | 91282CBT7 | UST 0.750% 03/31/2026                                    | 9,375.00          |
| Interest/Dividends | 9/30/2022    | 9/30/2022       | 91282CEF4 | UST 2.500% 03/31/2027                                    | 31,250.00         |
| Interest/Dividends | 9/30/2022    | 9/30/2022       | 17330PNQ8 | Citigroup Global Markets Holdings Inc. 3.800% 07/30/2023 | 19,000.00         |
| <b>Total</b>       |              |                 |           |  | <b>628,219.37</b> |

| Transaction Type     | Trade Date | Settlement Date | Transaction Description | Amount          |
|----------------------|------------|-----------------|-------------------------|-----------------|
| <b>Custodian Fee</b> |            |                 |                         |                 |
| Custodian Fee        | 9/26/2022  | 9/26/2022       | Cash Out                | (368.00)        |
| <b>Total</b>         |            |                 |                         | <b>(368.00)</b> |

**STATEMENT DISCLOSURE**

As of September 30, 2022



Meeder provides monthly statements for its investment management clients to provide information about the investment portfolio. The information should not be used for audit or confirmation purposes. Please review your custodial statements and report any inaccuracies or discrepancies.

Certain information and data has been supplied by unaffiliated third parties. Although Meeder believes the information is reliable, it cannot warrant the accuracy of information offered by third parties. Market value may reflect prices received from pricing vendors when current market quotations are not available. Prices may not reflect firm bids or offers and may differ from the value at which the security can be sold.

Statements may include positions from unmanaged accounts provided for reporting purposes. Unmanaged accounts are managed directly by the client and are not included in the accounts managed by the investment adviser. This information is provided as a client convenience and the investment adviser assumes no responsibility for performance of these accounts or the accuracy of the data reported.

**Investing involves risk. Past performance is no guarantee of future results. Debt and fixed income securities are subject to credit and interest rate risk. The investment return and principal value of an investment will fluctuate so that an investors shares, when redeemed, may be worth more or less than their original cost. Current performance may be lower or higher than the performance data quoted.**

Meeder Investment Management is the global brand for the Meeder group of affiliated companies. Investment advisory services are provided through Meeder Public Funds, Inc. Please contact us if you would like to receive a copy of our current ADV disclosure brochure or privacy policy.