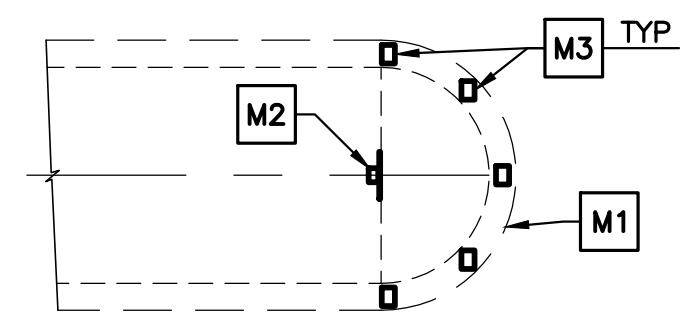


**STRIPING NOTES:**

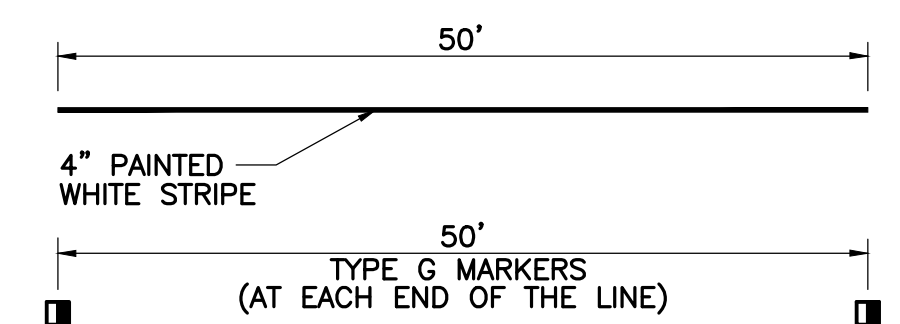
- ALL STRIPING AND SIGNAGE SHALL CONFORM TO THE CA MUTCD, LATEST EDITION AND ALL STRIPING SHALL BE THERMOPLASTIC WITH 2 LAYERS OF GLASS BEADS PER THE SPECIFICATIONS.
- P EXISTING, PROTECT IN PLACE.
  - 1 INSTALL THERMOPLASTIC PAVEMENT LEGEND OR ARROW AS SHOWN PER CALTRAN'S STD. PLAN No. A24A & A24D.
  - 2 INSTALL THERMOPLASTIC 12" WHITE LINE PER CALTRAN'S STD PLAN no. A24E.
  - 3 INSTALL 4" DASHED WHITE LINE WITH TYPE D RPM'S PER CALTRAN'S STD PLAN No. A20A, DETAIL 9.
  - 4 INSTALL 4" SOLID WHITE LINE AND INSTALL TYPE D RPM AT EACH END.
  - 5 INSTALL 4" SOLID DOUBLE YELLOW LINE AND TYPE D RPM'S PER CALTRAN'S STD PLAN No. A20A, DETAIL 22.
  - 6 INSTALL 6-INCH WIDE WHITE LINE PER CALTRAN'S STD PLAN No. A20D, DETAIL 39.
  - 7 INSTALL YELLOW PAVEMENT MARKERS ONLY PER CALTRAN'S STD PLAN No. A20B, DETAIL 26.
  - 8 PAINT TWO-WAY LEFT TURN LANE PER CALTRANS STANDARD PLAN No. A20B, DETAIL 32.
  - 9 INSTALL 8" WHITE LINE PER CALTRAN'S PLAN No. A20D, DETAIL 38.
  - 10 NOT USED.
  - 11 INSTALL MEDIAN NOSE MARKING PER DETAIL HEREON.
  - 12 INSTALL 6" WHITE BIKE LANE INTERSECTION LINE PER CALTRAN'S STD PLAN No. A20D, DETAIL 39A.
  - R INSTALL LOOPS AND CONDUIT STUBOUT FOR REDFLEX DETECTION. EACH LOOP MUST HAVE A SEPARATE HOME RUN AND LOOP LEAD IN CABLE; MAXIMUM 2 LOOPS PER SAWCUT. REDFLEX LOOPS TO BE LABELED AT REDFLEX CABINET. SEE LOOP DIAGRAM SHOWN ON THE LEFT AND DETAILS SHOWN IN APPENDIX F OF THE SPECIFICATIONS. CONTRACTOR SHALL COORDINATE WITH REDFLEX PRIOR TO INSTALLATION TO DETERMINE EXACT LOCATION OF INSTALLATION.

**MEDIAN NOTES :**


- M1 PAINT MEDIAN NOSE, CURB FACE AND TOP, WITH HIGHLY REFLECTIVE PREMIXED WHITE TRAFFIC PAINT WITH GLASS BEADS.
- M2 INSTALL HORIZONTAL TYPE K MARKER ON FLEXIBLE POST.
- M3 INSTALL YELLOW REFLECTIVE PAVEMENT MARKERS ON TOP SURFACE OF MEDIAN CURB NOSE AT 2' C.C. SPACING (MINIMUM 5 MARKERS). PLACE REFLECTIVE SURFACE OF MARKERS PARALLEL TO CENTER LINE OF ROADWAY.



DETAIL 1  
N.T.S.



DETAIL 2  
N.T.S.



**CHAPMAN AVENUE**

**CHAPMAN AVENUE**

**SIGNAGE NOTES:**

- S1 REMOVE EXISTING AND INSTALL NEW SIGN AND POST EXCEPT AS NOTED ON THE PLANS.
- S2 REMOVE EXISTING POST. FILL HOLE WITH CONCRETE GROUT (1,500 PSI).
- S3 REMOVE EXISTING STREET SIGN AND INSTALL NEW STREET SIGN PER GARDEN GROVE STANDARD PLAN B-301. REUSE EXISTING POST.
- S4 REPLACE EXISTING SIGN ONLY AND PROTECT EXISTING POST IN PLACE.

**TYPICAL SIGNAGE**

CUSTOM 1

CUSTOM 2

CUSTOM 3

R2-1(40)

R3-4

R26(S)(CA)

R10-7

R7-9a(CA)

R81(CA)



**MISC. NOTES:**

1. MATCH EXISTING SIGN SIZE AND SHAPE.
2. NEW STREET NAME SIGN POSTS SHALL BE CIRCULAR. ALL OTHER NEW POSTS SHALL BE "UNISTRUT" 2" SQUARE STEEL POST PER THE SPECIAL PROVISIONS.
3. THE CONTRACTOR SHALL RE-PAINT ALL EXISTING RED CURB (NOT SHOWN ON PLANS) PER THE SPECIAL PROVISION.
4. REFER TO CITY'S SPECIFICATIONS PLAN No. B-301 FOR STREET NAME SIGNS.

**AS-BUILT**

| REV. | DATE     | DESCRIPTION                           | ISSUED BY | APP'D |
|------|----------|---------------------------------------|-----------|-------|
| 1    | AUG-2018 | DESIGN CHANGE, ADDED, OR DELETED ITEM | MS        | MU    |



**City Of Garden Grove**  
Department Of Public Works

STREET REHABILITATION  
**CHAPMAN AVENUE**  
FROM BROOKHURST ST. TO NELSON ST.

DRAWING NUMBER  
**S-235**  
**A-1873**  
SHEET 9 of 10

**STRIPING NOTES:**

ALL STRIPING AND SIGNAGE SHALL CONFORM TO THE CA MUTCD, LATEST EDITION AND ALL STRIPING SHALL BE THERMOPLASTIC WITH 2 LAYERS OF GLASS BEADS PER THE SPECIFICATIONS.


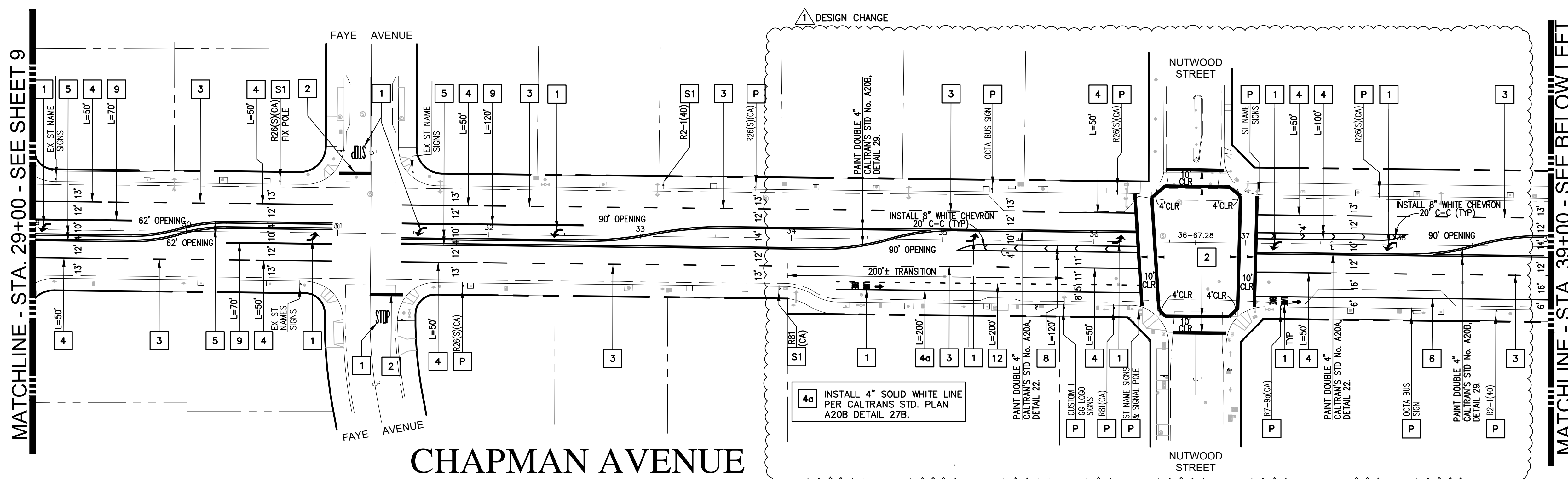
- P** EXISTING, PROTECT IN PLACE.
- 1** INSTALL THERMOPLASTIC PAVEMENT LEGEND OR ARROW AS SHOWN PER CALTRAN'S STD. PLAN No. A24A & A24D.
- 2** INSTALL THERMOPLASTIC 12" WHITE LINE PER CALTRAN'S STD PLAN no. A24E.
- 3** INSTALL 4" DASHED WHITE LINE WITH TYPE D RPM'S PER CALTRAN'S STD PLAN No. A20A, DETAIL 9.
- 4** INSTALL 4" SOLID WHITE LINE AND INSTALL TYPE D RPM AT EACH END.
- 5** INSTALL 4" SOLID DOUBLE YELLOW LINE AND TYPE D RPM'S PER CALTRAN'S STD PLAN No. A20A, DETAIL 22.
- 6** INSTALL 6-INCH WIDE WHITE LINE PER CALTRAN'S STD PLAN No. A20D, DETAIL 39.
- 7** INSTALL YELLOW PAVEMENT MARKERS ONLY PER CALTRAN'S STD PLAN No. A20B, DETAIL 26.
- 8** PAINT TWO-WAY LEFT TURN LANE PER CALTRANS STANDARD PLAN No. A20D, DETAIL 32.
- 9** INSTALL 8" WHITE LINE PER CALTRAN'S PLAN No. A20D, DETAIL 38.
- 10** NOT USED.
- 11** INSTALL MEDIAN NOSE MARKING PER DETAIL HEREON.
- 12** INSTALL 6" WHITE BIKE LANE INTERSECTION LINE PER CALTRAN'S STD PLAN No. A20D, DETAIL 39A.
- R** INSTALL LOOPS AND CONDUIT STUBOUT FOR REDFLEX DETECTION. EACH LOOP MUST HAVE A SEPARATE HOME RUN AND LOOP LEAD IN CABLE; MAXIMUM 2 LOOPS PER SAWCUT. REDFLEX LOOPS TO BE LABELED AT REDFLEX CABINET. SEE LOOP DIAGRAM SHOWN ON THE LEFT AND DETAILS SHOWN IN APPENDIX F OF THE SPECIFICATIONS. CONTRACTOR SHALL COORDINATE WITH REDFLEX PRIOR TO INSTALLATION TO DETERMINE EXACT LOCATION OF INSTALLATION.

MATCHLINE - STA. 29+00 - SEE SHEET 9

MATCHLINE - STA. 39+00 - SEE BELOW LEFT

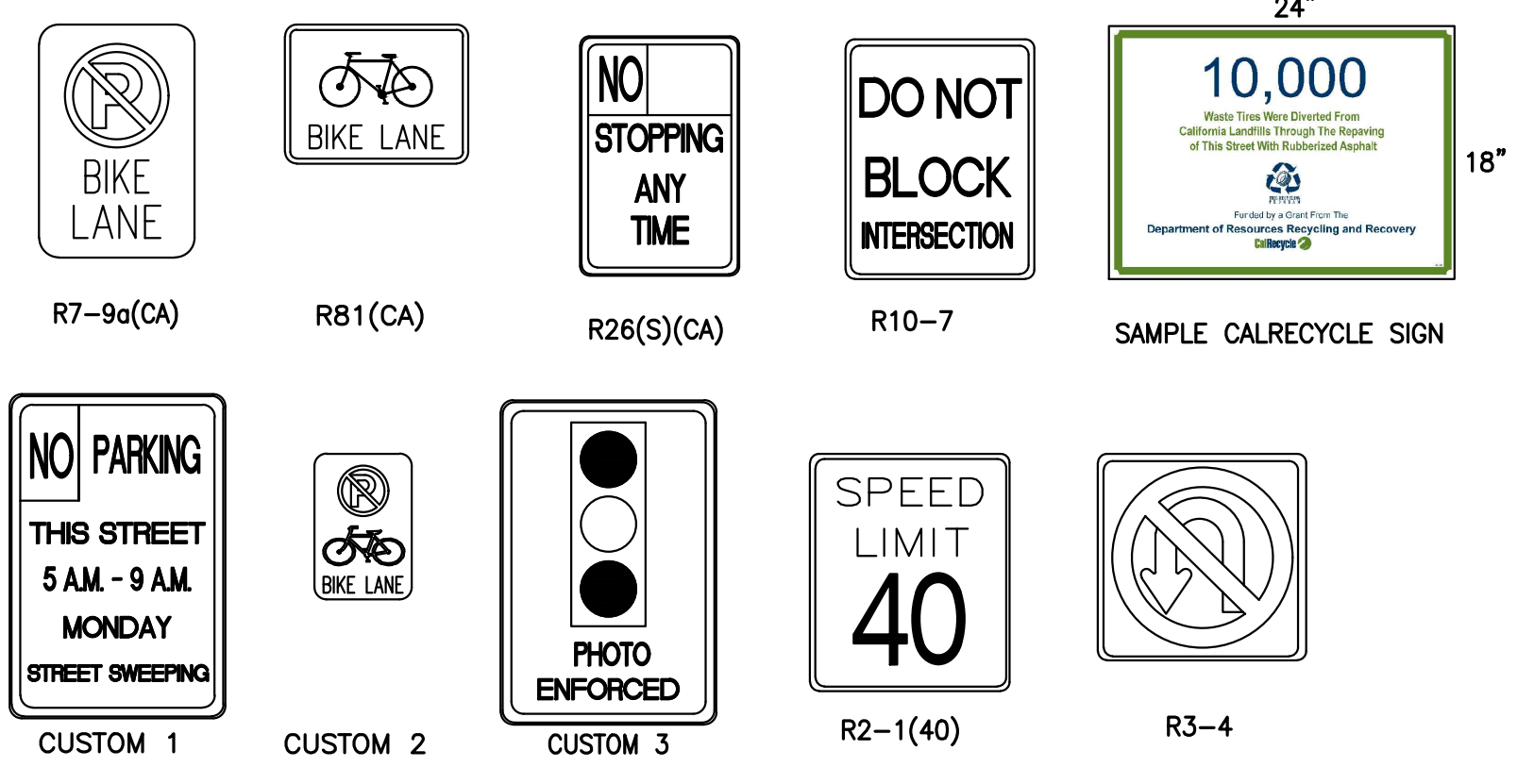
MATCHLINE - STA. 39+00 - SEE ABOVE RIGHT

PROJECT LIMIT - JOIN TO EX. STRIPING



**CHAPMAN AVENUE**

**CHAPMAN AVENUE**



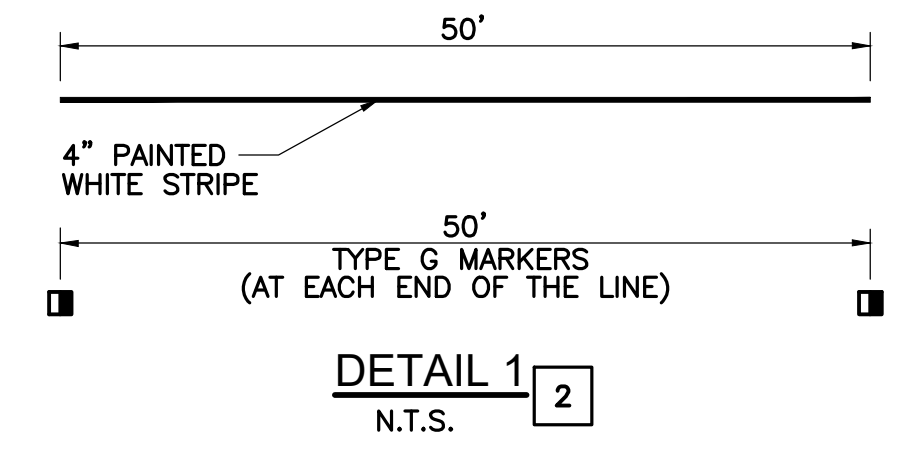
**TYPICAL SIGNAGE**

**SIGNAGE NOTES:**

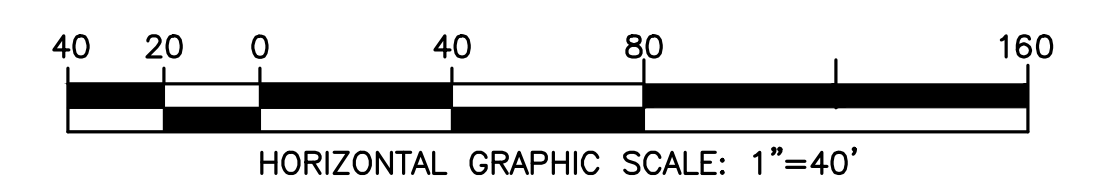
- S1** REMOVE EXISTING AND INSTALL NEW SIGN AND POST EXCEPT AS NOTED ON THE PLANS.
- S2** REMOVE EXISTING POST. FILL HOLE WITH CONCRETE GROUT (1,500 PSI).
- S3** REMOVE EXISTING STREET SIGN AND INSTALL NEW STREET SIGN PER GARDEN GROVE STANDARD PLAN B-301. REUSE EXISTING POST.

**MISC. NOTES:**

- 1. MATCH EXISTING SIGN SIZE AND SHAPE.
- 2. NEW STREET NAME SIGN POSTS SHALL BE CIRCULAR. ALL OTHER NEW POSTS SHALL BE "UNISTRUT" 2" SQUARE STEEL POST PER THE SPECIAL PROVISIONS.
- 3. THE CONTRACTOR SHALL RE-PAINT ALL EXISTING RED CURB (NOT SHOWN ON PLANS) PER THE SPECIAL PROVISION.
- 4. REFER TO CITY'S SPECIFICATIONS PLAN No. B-301 FOR STREET NAME SIGNS.



**DETAIL 1**  
N.T.S.



**AS-BUILT**



| REV. | DATE     | DESCRIPTION                           | ISSUED BY | APP'D |
|------|----------|---------------------------------------|-----------|-------|
| 1    | AUG-2018 | DESIGN CHANGE, ADDED, OR DELETED ITEM | MS        | MU    |

**City Of Garden Grove**  
Department Of Public Works

STREET REHABILITATION  
**CHAPMAN AVENUE**  
FROM BROOKHURST ST. TO NELSON ST.

DRAWING NUMBER  
**S-235**  
**A-1873**  
SHEET 10 of 10

AS-BUILT