



CITY OF GARDEN GROVE

FIRE DEPARTMENT

Tel: (714) 741-5600
Fax: (714) 741-5640

3/1/18

Jeanna Hancock
PZR

RE: Records Search 12681 Garden Grove Blvd., Garden Grove CA

Enclosed are the records found concerning the history of the above-mentioned site(s), especially as it pertains to fire code violation history, permits, the use, storage, or disposal of hazardous substances, and the installation or removal of underground flammable or combustible liquid storage tanks.

The City of Garden Grove Fire Department has utilized its best efforts to locate the records requested. However, the City makes no representation as to the accuracy of the records or that all records requested were retained or located. The City does not provide records on spills, leaks or clean-up, as that information is provided through the County of Orange Health Dept.

Sincerely,

A handwritten signature in blue ink that reads 'Brad Spell'.

Brad Spell
Fire Captain/Senior Fire Protection Specialist



Form: FPB Fire & Life Safety
Survey V4

Garden Grove Fire Department

Occupancy: **GREAT WOLF LODGE**
Occupancy ID: **9354**
Address: **12681 HARBOR BLVD**
GARDEN GROVE CA 92840

Inspection Type: **Reinspection**

Inspection Date: **10/17/2017**

Time In: **10:02**

Authorized Date: **10/17/2017**

By: **Dahlheimer, Bryson (4394)**

Time Out: **10:20**

By: **Dahlheimer, Bryson (4394)**

Inspection Topics:

Fire Access/Signs

Provide outside Knox Box for structure, Knox Override for vehicle gates, and/or Knox Padlock for rapid entry. CFC 506.1
Fire fighter rapid entry access. Application may be obtained from the Garden Grove Fire Department Fire Prevention Bureau.

Status:

Notes:

Provide hazardous materials warning signs, NFPA 704. CFC 5003.5

Clearly identify hazard levels inside a building for emergency personnel.

Status:

Notes:

Post maximum occupant load sign. CFC 1004.3

Required for any occupant load greater than 50 to ensure proper life safety features are in place.

Status:

Notes:

Provided address numbers clearly visible from the street. CFC 505.1

Address numbers are critical to help emergency personnel find people who may need some sort of aid. The numbers must contrast with their background for greatest visibility.

Status:

Notes:

Remove obstructions and provide access in fire lanes. A minimum of 20 feet in width and 13 feet 6 inches in height of clearance is required. CFC 503.4

Large fire apparatus need room to effectively maneuver in the event of an emergency.

Status:

Notes:

Exits

Repair or maintain exit doors and hardware to operate properly. CFC 1010.1.10

Well maintained exit doors and panic hardware provide safe and easy egress from a building.

Status: Correction Required

Notes: Provide hardware on door in Bear essentials (Picture 1) violation pending. 1st pending /4th cleared/ 7th pending floor firedoor hallway entrance, stair 6 floor firedoor needs to self close and latch - violation cleared.



Remove obstructions from exits, aisles, corridors, and stairways. CFC 1003.6

Clear exit access is essential to prevent panic or accidental falling of occupants during evacuation.

Status: Violation Cleared

Notes: 3rd floor banquet storage (Picture 1) - violation pending



Remove unapproved locks, latches, chains, bolts, or bars from exit doors. CFC 1010.1.9

Exit doors must be free to open without delay in the event of an emergency.

Status: Not Observed

Notes:

Provide illuminated exit sign(s)/emergency lights. CFC 1013.1

Clearly identified exits enable persons to quickly and safely leave the building in an emergency.

Status: Violation Cleared

Notes: 3rd floor electrical rooms - violation cleared. 3rd floor White pine - violation cleared. 5th floor near 543- violation cleared. 5th floor near vending machine - violation cleared. Exit sign next to 513/712/812/912 needs to be dual sided. Exit sign next to room 636.

Housekeeping

Post valid City of Garden Grove business license.

Required license and permit(s) to conduct business.

Status:

Notes:

Post valid Garden Grove Fire Department permit(s). CFC 105.3.5

Fire department permit(s) are required to ensure business are in compliance with applicable fire codes, and all occupants are not operating in an undue hazardous environment.

Status:

Notes:

Remove all storage from under stairway. CFC 315.3.2

Storage under stairway may ignite, and prevent escape.

Status:

Notes:

Boiler, mechanical, and electrical panel rooms shall not be used for storage. CFC 315.3

Combustible materials in these equipment rooms often get put too close to sources of heat and a fire will likely result.

Status:

Notes:

Remove combustible decorative materials. CFC 807.3

Combustible decorative materials add to fuel load which will increase fire hazard.

Status:

Notes:

Electrical

Discontinue use of extension cords in lieu of permanent wiring. CFC 605.5

Temporary wire does not afford the durability, safety, and protection from shock or fire that is found in the construction of an enclosed electrical system.

Status: Violation Cleared

Notes: Valet office

Maintain at least 30 inches clearance in front of electrical panel. CFC 605.3

Access to electrical panels must be cleared to allow for general inspection and emergency shutdown.

Status:

Notes:

Each outlet box shall have a cover face plate, receptacle, power strip. CFC 605.1

Covers protect people from being shocked by exposed wires, prevent spread of electrical current, and heat and flame during short circuits.

Status: Violation Cleared

Notes: Main kitchen (Picture 1)



Discontinue use of non-approved multi-plug adapters. CFC 605.4

Multi-plug adapters invite the overuse of the circuit that can result in overheating and a fire.

Status: Violation Cleared

Notes: Remove improper wiring by chef office (Picture 1)



Maintain wiring in good condition and protect from damage. CFC 605.5

Worn or broken wires and plugs present a fire hazard and risk of electrical short circuit that can result in a fire. Use cord protectors to prevent cord fraying/damage where susceptible to damage.

Status:

Notes:

Fire Protection Equipment & Systems

Mount extinguishers where readily available, not more than 5 feet above floor. CFC 906.9

Extinguishers must be easily within reach of all occupants, but not where they will be subject to damage.

Status: Violation Cleared

Notes: Loading dock - electrical room

Post signs indicating location where extinguishers are not readily visible. CFC 906.6

Where extinguishers are not clearly visible, signs help occupants find the equipment in a hurry.

Status:

Notes:

Service and tag portable fire extinguisher(s). CFC 901.6

Annual maintenance will provide for properly charge and serviced extinguishing devices, and assure proper operation if needed to fight a small fire.

Status:

Notes:

Provide a minimum of (X) portable fire extinguisher of (X) minimum rating. CFC 906.1

Extinguishers provided need to be appropriate to the type of hazard. Travel distance shall not exceed 75 feet to any portable fire extinguisher.

Status: Violation Cleared

Notes: Provide 1 - 2A10BC fire extinguisher inside the office and grizzly jacks bar.

Provide annual fire protection alarm maintenance record. CFC 901.6

Perform maintenance of fire alarm systems and their components by a licensed alarm maintenance company.

Status:

Notes:

Service auto-extinguishing system(s) semi-annually. CFC 904.12.6.2

Hood systems to be serviced by a technician certified in UL300 auto-extinguishing system.

Status: Violation Cleared

Notes: Grizzly jacks kitchen (Picture 1)



Clean filters, ducts, hood above cooking surface. CFC 609.3.3

Hood extinguishing systems shall be of UL 300 standard, and shall be cleaned and maintained every six months.

Status:

Notes:

Five (5) year certification on sprinkler/standpipe system. CCR Title 19, Section 904

Service sprinkler and components by a C16-licensed company.

Status:

Notes:

Storage

Lower storage to be at least 18 inches away from sprinkler heads or 2 feet away from the ceiling in non-sprinklered buildings. CFC 315.3.1

Maintaining an adequate distance away from sprinklers allows for spray patterns from sprinkler heads to have maximum reach through designed patterns.

Status:

Notes:

Secure compressed gas cylinders. CFC 5303.5.3

Prevents knocking over of compressed gas cylinders, and causing catastrophic damage to the cylinder resulting in injury to nearby occupants.

Status: Violation Cleared

Notes: Liquor storage. Basement mechanical area. Bucket kitchen.

Hazardous Materials - Safety Precautions

Storage of flammable liquids in excess of 10 gallons shall be in an approved cabinet. CFC 5704.3.4.4

In the event of a fire, flammable liquids can readily accelerate its spread. Confining the stored liquids to secure cabinets will limit this fire exposure.

Status:

Notes:

Provide approved safety container(s) for flammable liquids. CFC 5704.3.1

Safety containers for flammable or combustible liquids are designed to prevent flammable fumes from escaping or accidental spills.

Status:

Notes:

Provide hazardous materials disclosure to County of Orange Hazardous Materials Section through eSubmit website.

An inventory of hazardous materials may be utilized by public safety personnel, including the fire department to determine hazards on site.

Status:

Notes:




Additional

Additional Code Violations

Additional items that are not listed in this form.

Status: Correction Required

Notes: Paint FDC red (Picture 1) - violation cleared. Realign fire protection nozzles and Wood fired Grill (Picture 2) - violation cleared. Provide non-combustible divider minimum 8 inch on deep fryer hungry wolf (Picture 3) - violation pending. Clearly label control valves for sprinkler system (Picture 4) - violation cleared. Partition created in security storage - dead zone no sprinkler coverage - violation cleared. Realign fire protection nozzles in bucket kitchen (Picture 5) - violation cleared. Properly seal bunker electrical room with fire caulk (Picture 6) - violation cleared. Provide sign on exterior door for stair 8 (Picture 6) - violation pending. Stair 6 floor 2 and floor 9 provide fire department connection cap - violation cleared. Floor 6 by 612 remove electrical sign and prove proper sign - violation cleared. Provide room sign for 636 - violation pending.



Additional Code Violations

Additional items that are not listed in this form.

Status: Correction Required

Notes: Paint FDC red (Picture 1) - violation cleared. Realign fire protection nozzles and Wood fired Grill (Picture 2) - violation cleared. Provide non-combustible divider minimum 8 inch on deep fryer hungry wolf (Picture 3) - violation pending. Clearly label control valves for sprinkler system (Picture 4) - violation cleared. Partition created in security storage - dead zone no sprinkler coverage - violation cleared. Realign fire protection nozzles in bucket kitchen (Picture 5) - violation cleared. Properly seal bunker electrical room with fire caulk (Picture 6) - violation cleared. Provide sign on exterior door for stair 8 (Picture 6) - violation pending. Stair 6 floor 2 and floor 9 provide fire department connection cap - violation cleared. Floor 6 by 612 remove electrical sign and prove proper sign - violation cleared. Provide room sign for 636 - violation pending.



Additional Time Spent on Inspection:

Category	Start Date / Time	End Date / Time
Notes: No Additional time recorded		

Total Additional Time: 0 minutes
Inspection Time: 18 minutes
Total Time: 18 minutes

Summary:

Overall Result: Final Notice

An immediate correction was identified or failure to comply and correct identified violations in the prescribed time.

Failure to correct may result in an administrative citation.

Inspector Notes: Send verification pictures on exterior stairwell signs and installation of hardware on bearcentials.

Inspector:

Name: Dahlheimer, Bryson
Rank: Fire Prevention Technician
Work Phone(s): 714-741-5630
Email(s): brysond, brysond@garden-grove.org
Dahlheimer, Bryson:




Signed on: 10/17/2017 10:24

Signature

Date

Representative Signature:

Signature of: Francis Vidal on 10/17/2017 10:25



Signature

Date