CITY OF GARDEN GROVE
ADVANCED LIFE SUPPORT COST RECOVERY
STATISTICAL INFORMATION
~~10/31/2014~~
11/30/14

YTD Performance for Dates of Service	2009	2010	2011	2012	2013	1st Quarter 2014	2nd Quarter 2014	3rd Quarter 2014	Oct-14	Nov-14	Total To Date
ALS Transports	1,844	2,322	2,414	2,670	2,690	691	630	648	238	206	32,517
ALS Services Billed/transport	350.00	350.00	350.00	350.00	350.00	350.00	350.00	350.00	350.00	350.00	273.99
Total ALS Transports Billed	645,425.00	812,850.00	844,900.00	934,500.00	941,537.35	241,850.00	220,500.00	226,800.00	83,300.00	72,100.00	8,909,169.35
Write-Offs	390,839.95	518,168.93	540,872.67	621,350.50	655,089.25	165,167.33	139,067.64	133,561.75	44,621.93	41,217.14	5,155,339.11
Net Issued	254,585.05	294,681.07	304,027.33	313,149.50	286,448.10	76,682.67	81,432.36	93,238.25	38,678.07	30,882.86	3,753,830.24
Payment Received	254,585.05	294,681.07	304,027.33	312,799.50	283,204.91	71,316.72	56,977.45	55,348.57	13,534.30	3,235.88	3,629,735.76
Balance Remaining	-	-	-	350.00	3,243.19	5,365.95	24,454.91	37,889.68	25,143.77	27,646.98	124,094.48
Gross Billings Collection %	39.44%	36.25%	35.98%	33.47%	30.08%	29.49%	25.84%	24.40%	16.25%	4.49%	40.74%
Net Billings Collection %	100.00%	100.00%	100.00%	99.89%	98.87%	93.00%	69.97%	59.36%	34.99%	10.48%	96.69%

YTD Performance per Accounting Period	2009	2010	2011	2012	2013	1st Quarter 2014	2nd Quarter 2014	3rd Quarter 2014	Oct-14	Nov-14	Total To Date
ALS Transports	1,844	2,322	2,414	2,670	2,690	691	630	648	238	206	32,517
ALS Services Billed/transport	350.00	350.00	350.00	350.00	350.00	350.00	350.00	350.00	350.00	350.00	$ 274
Total ALS Transports Billed	645,425.00	812,850.00	844,900.00	934,500.00	941,537.35	241,850.00	220,500.00	226,800.00	83,300.00	72,100.00	8,909,169.35
Write-Offs	348,659.55	555,142.21	543,366.43	633,618.33	641,076.76	177,795.85	149,311.52	153,946.10	58,529.85	58,741.14	5,155,339.11
Net Issued	296,765.45	257,707.79	301,533.57	300,881.67	300,460.59	64,054.15	71,188.48	72,853.90	24,770.15	13,358.86	3,753,830.24
Payment Received	235,731.44	305,237.21	304,162.41	319,707.09	283,024.91	72,054.07	64,261.87	65,389.94	21,633.68	22,999.06	3,629,735.76
Balance Remaining	61,034.01	(47,529.42)	(2,628.84)	(18,825.42)	17,435.68	(7,999.92)	6,926.61	7,463.96	3,136.47	(9,640.20)	124,094.48
Gross Billings Collection %	36.52%	37.55%	36.00%	34.21%	30.06%	29.79%	29.14%	28.83%	25.97%	31.90%	40.74%
Net Billings Collection %	79.43%	118.44%	100.87%	106.26%	94.20%	112.49%	90.27%	89.75%	87.34%	172.16%	96.69%

Cost Recovery											
ALS Fees Collected	235,731.44	305,237.21	304,162.41	319,707.09	283,024.91	72,054.07	64,261.87	65,389.94	21,633.68	22,999.06	3,629,735.76
Administrative Fee											67,191.84
Paid To City of Garden Grove	235,731.44	305,237.21	304,162.41	319,707.09	283,024.91	72,054.07	64,261.87	65,389.94	21,633.68	22,999.06	3,562,543.92

GARDEN GROVE FIRE DEPARTMENT

1/7/2015 – Deposit

COPY

Date	Check #	Revenue Description	Revenue Code	Amount
12/29/2014	104117	CARE ALS (PM Direct Fee) Reimbursement	111-39500	$22,999.06
		(Advanced Life Support Cost Recovery Program)		
		(November 2014)		
TO: MONICA NEELY				
			TOTAL	$22,999.06

Please send Deposit Confirmation to:
Lucia Medina-Whittaker (x5652)
FIRE DEPARTMENT
Thank you! ☺

104117

CARE AMBULANCE SERVICE, INC.
1517 W. BRADEN COURT
ORANGE, CA 92868
PH. 714.288.3800

PACIFIC MERCANTILE BANK
450 Newport Center Drive, Suite 100
Newport Beach, CA 92660
90-4286/1222

12/29/2014

PAY TO THE ORDER OF City of Garden Grove Fire Dept $ **22,999.06

Twenty-Two Thousand Nine Hundred Ninety-Nine and 06/100********** DOLLARS

City of Garden Grove Fire Dept
11301 Acacia Parkway
Garden Grove, CA 92842

MEMO ALS - Nov. 2014

TRUE WATERMARK PAPER - HOLD TO LIGHT TO VIEW · PAPER CONTAINS TONER ADHESION PROPERTIES · HEAT SENSITIVE RED IMAGE DISAPPEARS WITH HEAT

⑈104117⑈ ⑆122242869⑆ 00411096 1⑈

CARE AMBULANCE SERVICE, INC. 104117

City of Garden Grove Fire Dept 12/29/2014

11965 · ALS Payable-OC (Recvd not Pai ALS - Nov. 2014 22,999.06

CARE®
AMBULANCE SERVICE, INC.

December 22, 2014

Mr. Dave Barlag, Fire Chief
GARDEN GROVE FIRE DEPARTMENT
11301 Acacia Parkway
Garden Grove, CA 92842

Re: Advanced Life Support Cost Recovery Program
November Report

Dear Chief Barlag:

Enclosed please find the November report, which represents the activity for Advanced Life Support transports billed by Care Ambulance Service for The City of Garden Grove.

- ALS Cost Recovery Statistics – there were 206 transports billed at $350 each representing a total billed amount of $72,100.
- Since the inception of the program, total ALS transports billed is $8,909,169, payments received are $3,629,736 and the write-offs total $5,155,339, leaving a total accounts receivable balance of $124,094.

Please note that these reports have a cutoff date of November 30, 2014. Any activity since that date will be reflected in your next monthly report.

Enclosed is a check for $22,999.06, representing the total cash revenue received this period. If I could clarify any questions you or your staff may have, please contact me personally at (714) 288-3807.

Sincerely,

Laura L. Vartanian
Director of Revenue Management

Enclosure

DOCUMENT CONTAINS VISIBLE FIBERS, CHEMICAL REACTIVE PROPERTIES AND FEATURES A FOIL HOLOGRAM

104117

VOID VOID VOID

CARE AMBULANCE SERVICE, INC.
1517 W. BRADEN COURT
ORANGE, CA 92868
PH. 714.288.3800

PACIFIC MERCANTILE BANK
450 Newport Center Drive, Suite 100
Newport Beach, CA 92660

90-4266/1222

12/29/2014

PAY TO THE ORDER OF City of Garden Grove Fire Dept $ **22,999.06

Twenty-Two Thousand Nine Hundred Ninety-Nine and 06/100********** DOLLARS

City of Garden Grove Fire Dept
11301 Acacia Parkway
Garden Grove, CA 92842

Shield

MEMO ALS - Nov. 2014

TRUE WATERMARK PAPER - HOLD TO LIGHT TO VIEW | PAPER CONTAINS TONER ADHESION PROPERTIES | HEAT SENSITIVE RED IMAGE DISAPPEARS WITH HEAT

⑈104117⑈ ⑆122242869⑆ 0041109 6⑈

CARE AMBULANCE SERVICE, INC. 104117

City of Garden Grove Fire Dept	12/29/2014	
11965 · ALS Payable-OC (Recvd not Pai	ALS - Nov. 2014	22,999.06
Pacific Mercantile - Ch	ALS - Nov. 2014	22,999.06

CARE AMBULANCE SERVICE, INC. 104117

City of Garden Grove Fire Dept	12/29/2014	
11965 · ALS Payable-OC (Recvd not Pai	ALS - Nov. 2014	22,999.06
Pacific Mercantile - Ch	ALS - Nov. 2014	22,999.06

CITY OF GARDEN GROVE
ADVANCED LIFE SUPPORT COST RECOVERY
STATISTICAL INFORMATION
10/31/2014

YTD Performance for Dates of Service	2009	2010	2011	2012	2013	1st Quarter 2014	2nd Quarter 2014	Jul-14	Aug-14	Sep-14	Oct-14	Total To Date
ALS Transports	1,844	2,322	2,414	2,670	2,690	691	630	231	213	204	238	32,311
ALS Services Billed/transport	350.00	350.00	350.00	350.00	350.00	350.00	350.00	350.00	350.00	350.00	350.00	273.50
Total ALS Transports Billed	645,425.00	812,850.00	844,900.00	934,500.00	941,537.35	241,850.00	220,500.00	80,850.00	74,550.00	71,400.00	83,300.00	8,837,069.35
Write-Offs	390,839.95	518,168.93	540,872.67	621,630.50	654,039.25	164,421.16	135,695.27	47,001.04	40,043.66	39,253.83	39,249.69	5,096,597.97
Net Issued	254,585.05	294,681.07	304,027.33	312,869.50	287,498.10	77,428.84	84,804.73	33,848.96	34,506.34	32,146.17	44,050.31	3,740,471.38
Payment Received	254,585.05	294,681.07	304,027.33	312,519.50	282,412.85	71,316.72	54,812.76	20,227.47	15,383.69	12,398.35	4,346.93	3,606,736.70
Balance Remaining	-	-	-	350.00	5,085.25	6,112.12	29,991.97	13,621.49	19,122.65	19,747.82	39,703.38	133,734.68
Gross Billings Collection %	39.44%	36.25%	35.98%	33.44%	29.99%	29.49%	24.86%	25.02%	20.64%	17.36%	5.22%	40.81%
Net Billings Collection %	100.00%	100.00%	100.00%	99.89%	98.23%	92.11%	64.63%	59.76%	44.58%	38.57%	9.87%	96.42%

YTD Performance per Accounting Period	2009	2010	2011	2012	2013	1st Quarter 2014	2nd Quarter 2014	Jul-14	Aug-14	Sep-14	Oct-14	Total To Date
ALS Transports	1,844	2,322	2,414	2,670	2,690	691	630	231	213	204	238	32,311
ALS Services Billed/transport	350.00	350.00	350.00	350.00	350.00	350.00	350.00	350.00	350.00	350.00	350.00	$ 274
Total ALS Transports Billed	645,425.00	812,850.00	844,900.00	934,500.00	941,537.35	241,850.00	220,500.00	80,850.00	74,550.00	71,400.00	83,300.00	8,837,069.35
Write-Offs	348,659.55	555,142.21	543,366.43	633,618.33	641,076.76	177,795.85	149,311.52	61,390.60	46,836.61	45,718.89	58,529.85	5,096,597.97
Net Issued	296,765.45	257,707.79	301,533.57	300,881.67	300,460.59	64,054.15	71,188.48	19,459.40	27,713.39	25,681.11	24,770.15	3,740,471.38
Payment Received	235,731.44	305,237.21	304,162.41	319,707.09	283,024.91	72,054.07	64,261.87	22,060.51	24,413.28	18,916.15	21,633.68	3,606,736.70
Balance Remaining	61,034.01	(47,529.42)	(2,628.84)	(18,825.42)	17,435.68	(7,999.92)	6,926.61	(2,601.11)	3,300.11	6,764.96	3,136.47	133,734.68
Gross Billings Collection %	36.52%	37.55%	36.00%	34.21%	30.06%	29.79%	29.14%	27.29%	32.75%	26.49%	25.97%	40.81%
Net Billings Collection %	79.43%	118.44%	100.87%	106.26%	94.20%	112.49%	90.27%	113.37%	88.09%	73.66%	87.34%	96.42%

Cost Recovery												
ALS Fees Collected	235,731.44	305,237.21	304,162.41	319,707.09	283,024.91	72,054.07	64,261.87	22,060.51	24,413.28	18,916.15	21,633.68	3,606,736.70
Administrative Fee												67,191.84
Paid To City of Garden Grove	235,731.44	305,237.21	304,162.41	319,707.09	283,024.91	72,054.07	64,261.87	22,060.51	24,413.28	18,916.15	21,633.68	3,539,544.86

GARDEN GROVE FIRE DEPARTMENT

COPY

12/9/2014 – Deposit

Date	Check #	Revenue Description	Revenue Code	Amount
12/9/2014	103402	CARE ALS (PM Direct Fee) Reimbursement	111-39500	$21,633.68
		(Advanced Life Support Cost Recovery Program)		
		(October 2014)		
TO: MONICA NEELY				
			TOTAL	$21,633.68

Please send Deposit Confirmation to:
Lucia Medina-Whittaker (x5652)
FIRE DEPARTMENT
Thank you! ☺

VOID VOID VOID

103402

CARE AMBULANCE SERVICE, INC.
1517 W. BRADEN COURT
ORANGE, CA 92868
PH. 714.288.3800

PACIFIC MERCANTILE BANK
450 Newport Center Drive, Suite 100
Newport Beach, CA 92660

90-4286/1222

11/25/2014

PAY TO THE ORDER OF City of Garden Grove Fire Dept $ **21,633.68

Twenty-One Thousand Six Hundred Thirty-Three and 68/100********** DOLLARS

City of Garden Grove Fire Dept
11301 Acacia Parkway
Garden Grove, CA 92842

Shield

MEMO ALS - Oct. 2014

TRUE WATERMARK PAPER - HOLD TO LIGHT TO VIEW | PAPER CONTAINS TONER ADHESION PROPERTIES | THEAT SENSITIVE RED IMAGE DISAPPEARS WITH HEAT

⑈103402⑈ ⑆122242867⑆ 0041109 61⑈

CARE AMBULANCE SERVICE, INC. 103402

City of Garden Grove Fire Dept	11/25/2014	
11965 · ALS Payable-OC (Recvd not Pai	ALS - Oct. 2014	21,633.68

103402

CARE AMBULANCE SERVICE, INC.
1517 W. BRADEN COURT
ORANGE, CA 92868
PH. 714.288.3800

PACIFIC MERCANTILE BANK
450 Newport Center Drive, Suite 100
Newport Beach, CA 92660

90-4286/1222

11/25/2014

PAY TO THE ORDER OF City of Garden Grove Fire Dept $ **21,633.68

Twenty-One Thousand Six Hundred Thirty-Three and 68/100********** DOLLARS

City of Garden Grove Fire Dept
11301 Acacia Parkway
Garden Grove, CA 92842

MEMO ALS - Oct. 2014

Shield

Details on back.

Security Features Included

TRUE WATERMARK PAPER - HOLD TO LIGHT TO VIEW | PAPER CONTAINS TONER ADHESION PROPERTIES | HEAT SENSITIVE RED IMAGE DISAPPEARS WITH HEAT

⑈103402⑈ ⑆122242869⑆ 0041109961⑈

CARE AMBULANCE SERVICE, INC. 103402

City of Garden Grove Fire Dept 11/25/2014
11965 · ALS Payable-OC (Recvd not Pai ALS - Oct. 2014 21,633.68

Pacific Mercantile - Ch ALS - Oct. 2014 21,633.68

CARE AMBULANCE SERVICE, INC. 103402

City of Garden Grove Fire Dept 11/25/2014
11965 · ALS Payable-OC (Recvd not Pai ALS - Oct. 2014 21,633.68

Pacific Mercantile - Ch ALS - Oct. 2014 21,633.68

SF5001NLHG-1 TO REORDER, CALL YOUR LOCAL SAFEGUARD DISTRIBUTOR AT 714-540-9022 C4DZS00010000 V13SF008644

Safeguard LITHO USA SFHG1 CK7SHG111H

CARE®
AMBULANCE SERVICE, INC.

November 19, 2014

Mr. Dave Barlag, Fire Chief
GARDEN GROVE FIRE DEPARTMENT
11301 Acacia Parkway
Garden Grove, CA 92842

Re: Advanced Life Support Cost Recovery Program
October Report

Dear Chief Barlag:

Enclosed please find the October report, which represents the activity for Advanced Life Support transports billed by Care Ambulance Service for The City of Garden Grove.

- ALS Cost Recovery Statistics – there were 238 transports billed at $350 each representing a total billed amount of $83,300.
- Since the inception of the program, total ALS transports billed is $8,837,069, payments received are $3,606,737 and the write-offs total $5,096,598, leaving a total accounts receivable balance of $133,735.

Please note that these reports have a cutoff date of October 31, 2014. Any activity since that date will be reflected in your next monthly report.

Enclosed is a check for $21,633.68, representing the total cash revenue received this period. If I could clarify any questions you or your staff may have, please contact me personally at (714) 288-3807.

Sincerely,

Laura L. Vartanian
Director of Revenue Management

Enclosure

CITY OF GARDEN GROVE
ADVANCED LIFE SUPPORT COST RECOVERY
STATISTICAL INFORMATION
9/30/2014

YTD Performance for Dates of Service	2009	2010	2011	2012	2013	1st Quarter 2014	2nd Quarter 2014	Jul-14	Aug-14	Sep-14	Total To Date
ALS Transports	1,844	2,322	2,414	2,670	2,690	691	630	231	213	204	32,073
ALS Services Billed/transport	350.00	350.00	350.00	350.00	350.00	350.00	350.00	350.00	350.00	350.00	272.93
Total ALS Transports Billed	645,425.00	812,850.00	844,900.00	934,500.00	941,537.35	241,850.00	220,500.00	80,850.00	74,550.00	71,400.00	8,753,769.35
Write-Offs	390,839.95	518,168.93	540,872.67	621,630.50	653,088.80	163,431.68	131,436.04	44,997.71	36,744.61	31,475.21	5,038,068.12
Net Issued	254,585.05	294,681.07	304,027.33	312,869.50	288,448.55	78,418.32	89,063.96	35,852.29	37,805.39	39,924.79	3,715,701.23
Payment Received	254,585.05	294,681.07	304,027.33	312,519.50	281,963.30	70,462.98	52,639.50	18,829.77	10,952.37	4,417.17	3,585,103.02
Balance Remaining	-	-	-	350.00	6,485.25	7,955.34	36,424.46	17,022.52	26,853.02	35,507.62	130,598.21
Gross Billings Collection %	39.44%	36.25%	35.98%	33.44%	29.95%	29.13%	23.87%	23.29%	14.69%	6.19%	40.95%
Net Billings Collection %	100.00%	100.00%	100.00%	99.89%	97.75%	89.86%	59.10%	52.52%	28.97%	11.06%	96.49%

YTD Performance per Accounting Period	2009	2010	2011	2012	2013	1st Quarter 2014	2nd Quarter 2014	Jul-14	Aug-14	Sep-14	Total To Date
ALS Transports	1,844	2,322	2,414	2,670	2,690	691	630	231	213	204	32,073
ALS Services Billed/transport	350.00	350.00	350.00	350.00	350.00	350.00	350.00	350.00	350.00	350.00	$ 273
Total ALS Transports Billed	645,425.00	812,850.00	844,900.00	934,500.00	941,537.35	241,850.00	220,500.00	80,850.00	74,550.00	71,400.00	8,753,769.35
Write-Offs	348,659.55	555,142.21	543,366.43	633,618.33	641,076.76	177,795.85	149,311.52	61,390.60	46,836.61	45,718.89	5,038,068.12
Net Issued	296,765.45	257,707.79	301,533.57	300,881.67	300,460.59	64,054.15	71,188.48	19,459.40	27,713.39	25,681.11	3,715,701.23
Payment Received	235,731.44	305,237.21	304,162.41	319,707.09	283,024.91	72,054.07	64,261.87	22,060.51	24,413.28	18,916.15	3,585,103.02
Balance Remaining	61,034.01	(47,529.42)	(2,628.84)	(18,825.42)	17,435.68	(7,999.92)	6,926.61	(2,601.11)	3,300.11	6,764.96	130,598.21
Gross Billings Collection %	36.52%	37.55%	36.00%	34.21%	30.06%	29.79%	29.14%	27.29%	32.75%	26.49%	40.95%
Net Billings Collection %	79.43%	118.44%	100.87%	106.26%	94.20%	112.49%	90.27%	113.37%	88.09%	73.66%	96.49%

Cost Recovery											
ALS Fees Collected	235,731.44	305,237.21	304,162.41	319,707.09	283,024.91	72,054.07	64,261.87	22,060.51	24,413.28	18,916.15	3,585,103.02
Administrative Fee											67,191.84
Paid To City of Garden Grove	235,731.44	305,237.21	304,162.41	319,707.09	283,024.91	72,054.07	64,261.87	22,060.51	24,413.28	18,916.15	3,517,911.18

GARDEN GROVE FIRE DEPARTMENT COPY

11/17/2014 – Deposit

Date	Check #	Revenue Description	Revenue Code	Amount
11/17/2014	102865	CARE ALS (PM Direct Fee) Reimbursement	111-39500	$18,916.15
		(Advanced Life Support Cost Recovery Program)		
		(September 2014)		
TO: MONICA NEELY				
			TOTAL	$18,916.15

Please send Deposit Confirmation to:
Lucia Medina-Whittaker (x5652)
FIRE DEPARTMENT
Thank you! ☺

102865

CARE AMBULANCE SERVICE, INC.
1517 W. BRADEN COURT
ORANGE, CA 92868
PH. 714.288.3800

PACIFIC MERCANTILE BANK
450 Newport Center Drive, Suite 100
Newport Beach, CA 92660

90-4286/1222

10/31/2014

PAY TO THE ORDER OF City of Garden Grove Fire Dept $ **18,916.15

Eighteen Thousand Nine Hundred Sixteen and 15/100********** DOLLARS

City of Garden Grove Fire Dept
11301 Acacia Parkway
Garden Grove, CA 92842

MEMO ALS - Sept 2014

TRUE WATERMARK PAPER - HOLD TO LIGHT TO VIEW | PAPER CONTAINS TONER ADHESION PROPERTIES | HEAT SENSITIVE RED IMAGE DISAPPEARS WITH HEAT

⑈102865⑈ ⑆122242869⑆ 004110961⑈

CARE AMBULANCE SERVICE, INC. 102865

City of Garden Grove Fire Dept 10/31/2014
11965 · ALS Payable-OC (Recvd not Pai ALS - Sept 2014 18,916.15

102865

CARE AMBULANCE SERVICE, INC.
1517 W. BRADEN COURT
ORANGE, CA 92868
PH. 714.288.3800

PACIFIC MERCANTILE BANK
450 Newport Center Drive, Suite 100
Newport Beach, CA 92660

90-4286/1222

10/31/2014

PAY TO THE ORDER OF City of Garden Grove Fire Dept $ **18,916.15

Eighteen Thousand Nine Hundred Sixteen and 15/100********** DOLLARS

City of Garden Grove Fire Dept
11301 Acacia Parkway
Garden Grove, CA 92842

MEMO ALS - Sept. 2014

TRUE WATERMARK PAPER - HOLD TO LIGHT TO VIEW | PAPER CONTAINS TONER ADHESION PROPERTIES | HEAT SENSITIVE RED IMAGE DISAPPEARS WITH HEAT

⑈102865⑈ ⑆122242867⑆ 004110961⑈

CARE AMBULANCE SERVICE, INC. 102865

City of Garden Grove Fire Dept 10/31/2014
11965 · ALS Payable-OC (Recvd not Pai ALS - Sept 2014 18,916.15

Pacific Mercantile - Ch ALS - Sept. 2014 18,916.15

CARE AMBULANCE SERVICE, INC. 102865

City of Garden Grove Fire Dept 10/31/2014
11965 · ALS Payable-OC (Recvd not Pai ALS - Sept 2014 18,916.15

Pacific Mercantile - Ch ALS - Sept. 2014 18,916.15

SF5001NLHG-1 TO REORDER, CALL YOUR LOCAL SAFEGUARD DISTRIBUTOR AT 714-540-9022 C4DZS00010000 V13SF008644
Safeguard LITHO USA SFHG1 CK7SHG111H

CARE®
AMBULANCE SERVICE, INC.

October 28, 2014

Mr. Dave Barlag, Fire Chief
GARDEN GROVE FIRE DEPARTMENT
11301 Acacia Parkway
Garden Grove, CA 92842

Re: Advanced Life Support Cost Recovery Program
September Report

Dear Chief Barlag:

Enclosed please find the September report, which represents the activity for Advanced Life Support transports billed by Care Ambulance Service for The City of Garden Grove.

- ALS Cost Recovery Statistics – there were 204 transports billed at $350 each representing a total billed amount of $71,400.
- Since the inception of the program, total ALS transports billed is $8,753,769, payments received are $3,585,103 and the write-offs total $5,038,068, leaving a total accounts receivable balance of $130,598.

Please note that these reports have a cutoff date of September 30, 2014. Any activity since that date will be reflected in your next monthly report.

Enclosed is a check for $18,916.15, representing the total cash revenue received this period. If I could clarify any questions you or your staff may have, please contact me personally at (714) 288-3807.

Sincerely,

Laura L. Vartanian
Director of Revenue Management

Enclosure

CITY OF GARDEN GROVE
ADVANCED LIFE SUPPORT COST RECOVERY
STATISTICAL INFORMATION
8/31/2014

YTD Performance for Dates of Service	2009	2010	2011	2012	2013	1st Quarter 2014	2nd Quarter 2014	Jul-14	Aug-14	Total To Date
ALS Transports	1,844	2,322	2,414	2,670	2,690	691	630	231	214	31,870
ALS Services Billed/transport	350.00	350.00	350.00	350.00	350.00	350.00	350.00	350.00	350.00	272.44
Total ALS Transports Billed	645,425.00	812,850.00	844,900.00	934,500.00	941,537.35	241,850.00	220,500.00	80,850.00	74,900.00	8,682,719.35
Write-Offs	390,839.95	518,168.93	541,038.07	621,630.50	651,987.20	159,584.42	128,948.22	43,153.43	31,616.49	4,992,349.23
Net Issued	254,585.05	294,681.07	303,861.93	312,869.50	289,550.15	82,265.58	91,551.78	37,696.57	43,283.51	3,690,370.12
Payment Received	254,585.05	294,681.07	304,211.93	312,361.51	281,246.86	69,469.58	48,678.13	15,320.14	5,607.62	3,566,186.87
Balance Remaining	-	-	(350.00)	507.99	8,303.29	12,796.00	42,873.65	22,376.43	37,675.89	124,183.25
Gross Billings Collection %	39.44%	36.25%	36.01%	33.43%	29.87%	28.72%	22.08%	18.95%	7.49%	41.07%
Net Billings Collection %	100.00%	100.00%	100.12%	99.84%	97.13%	84.45%	53.17%	40.64%	12.96%	96.63%

YTD Performance per Accounting Period	2009	2010	2011	2012	2013	1st Quarter 2014	2nd Quarter 2014	Jul-14	Aug-14	Total To Date
ALS Transports	1,844	2,322	2,414	2,670	2,690	691	630	231	214	31,870
ALS Services Billed/transport	350.00	350.00	350.00	350.00	350.00	350.00	350.00	350.00	350.00	$ 272
Total ALS Transports Billed	645,425.00	812,850.00	844,900.00	934,500.00	941,537.35	241,850.00	220,500.00	80,850.00	74,900.00	8,682,719.35
Write-Offs	348,659.55	555,142.21	543,366.43	633,618.33	641,076.76	177,795.85	149,311.52	61,390.60	46,836.61	4,992,349.23
Net Issued	296,765.45	257,707.79	301,533.57	300,881.67	300,460.59	64,054.15	71,188.48	19,459.40	28,063.39	3,690,370.12
Payment Received	235,731.44	305,237.21	304,162.41	319,707.09	283,024.91	72,054.07	64,261.87	22,060.51	24,413.28	3,566,186.87
Balance Remaining	61,034.01	(47,529.42)	(2,628.84)	(18,825.42)	17,435.68	(7,999.92)	6,926.61	(2,601.11)	3,650.11	124,183.25
Gross Billings Collection %	36.52%	37.55%	36.00%	34.21%	30.06%	29.79%	29.14%	27.29%	32.59%	41.07%
Net Billings Collection %	79.43%	118.44%	100.87%	106.26%	94.20%	112.49%	90.27%	113.37%	86.99%	96.63%

Cost Recovery										
ALS Fees Collected	235,731.44	305,237.21	304,162.41	319,707.09	283,024.91	72,054.07	64,261.87	22,060.51	24,413.28	3,566,186.87
Administrative Fee										67,191.84
Paid To City of Garden Grove	235,731.44	305,237.21	304,162.41	319,707.09	283,024.91	72,054.07	64,261.87	22,060.51	24,413.28	3,498,995.03

GARDEN GROVE FIRE DEPARTMENT

COPY

10/14/2014 – Deposit

Date	Check #	Revenue Description	Revenue Code	Amount
9/30/2014	102344	CARE ALS (PM Direct Fee) Reimbursement	111-39500	$24,413.28
		(Advanced Life Support Cost Recovery Program)		
		(August 2014)		
TO: MONICA NEELY				
			TOTAL	$24,413.28

Please send Deposit Confirmation to:
Lucia Medina-Whittaker (x5652)
FIRE DEPARTMENT
Thank you! ☺

VOID VOID VOID

102344

CARE AMBULANCE SERVICE, INC.
1517 W. BRADEN COURT
ORANGE, CA 92868
PH. 714.288.3800

PACIFIC MERCANTILE BANK
450 Newport Center Drive, Suite 100
Newport Beach, CA 92660
90-4286/1222

9/30/2014

PAY TO THE ORDER OF City of Garden Grove Fire Dept $ **24,413.28

Twenty-Four Thousand Four Hundred Thirteen and 28/100********** DOLLARS

City of Garden Grove Fire Dept
11301 Acacia Parkway
Garden Grove, CA 92842

MEMO ALS - Aug. 2014

TRUE WATERMARK PAPER - HOLD TO LIGHT TO VIEW | PAPER CONTAINS TONER ADHESION PROPERTIES | HEAT SENSITIVE RED IMAGE DISAPPEARS WITH HEAT

⑈102344⑈ ⑆122242869⑆ 004110961⑈

CARE AMBULANCE SERVICE, INC.

102344

City of Garden Grove Fire Dept 9/30/2014
11965 · ALS Payable-OC (Recvd not Pai ALS - Aug. 2014 24,413.28

102344

CARE AMBULANCE SERVICE, INC.
1517 W. BRADEN COURT
ORANGE, CA 92868
PH. 714.288.3800

PACIFIC MERCANTILE BANK
450 Newport Center Drive, Suite 100
Newport Beach, CA 92660

90-4286/1222

9/30/2014

PAY TO THE ORDER OF City of Garden Grove Fire Dept $ **24,413.28

Twenty-Four Thousand Four Hundred Thirteen and 28/100**********DOLLARS

City of Garden Grove Fire Dept
11301 Acacia Parkway
Garden Grove, CA 92842

MEMO ALS - Aug. 2014

TRUE WATERMARK PAPER - HOLD TO LIGHT TO VIEW — PAPER CONTAINS TONER ADHESION PROPERTIES — HEAT SENSITIVE RED IMAGE DISAPPEARS WITH HEAT

⑈102344⑈ ⑆122242869⑆ 00411096 1⑈

CARE AMBULANCE SERVICE, INC. 102344

City of Garden Grove Fire Dept	9/30/2014	
11965 · ALS Payable-OC (Recvd not Pai	ALS - Aug. 2014	24,413.28
Pacific Mercantile - Ch	ALS - Aug. 2014	24,413.28

CARE AMBULANCE SERVICE, INC. 102344

City of Garden Grove Fire Dept	9/30/2014	
11965 · ALS Payable-OC (Recvd not Pai	ALS - Aug. 2014	24,413.28
Pacific Mercantile - Ch	ALS - Aug. 2014	24,413.28

CARE®
AMBULANCE SERVICE, INC.

September 26, 2014

Mr. Dave Barlag, Fire Chief
GARDEN GROVE FIRE DEPARTMENT
11301 Acacia Parkway
Garden Grove, CA 92842

Re: Advanced Life Support Cost Recovery Program
August Report

Dear Chief Barlag:

Enclosed please find the August report, which represents the activity for Advanced Life Support transports billed by Care Ambulance Service for The City of Garden Grove.

- ALS Cost Recovery Statistics – there were 214 transports billed at $350 each representing a total billed amount of $74,900.
- Since the inception of the program, total ALS transports billed is $8,682,719, payments received are $3,566,187 and the write-offs total $4,992,349, leaving a total accounts receivable balance of $124,183.

Please note that these reports have a cutoff date of August 31, 2014. Any activity since that date will be reflected in your next monthly report.

Enclosed is a check for $24,413.28, representing the total cash revenue received this period. If I could clarify any questions you or your staff may have, please contact me personally at (714) 288-3807.

Sincerely,

Laura L. Vartanian
Director of Revenue Management

Enclosure

CITY OF GARDEN GROVE
ADVANCED LIFE SUPPORT COST RECOVERY
STATISTICAL INFORMATION
7/31/2014

YTD Performance for Dates of Service	2009	2010	2011	2012	2013	1st Quarter 2014	Apr-14	May-14	Jun-14	Jul-14	Total To Date
ALS Transports	1,844	2,322	2,414	2,670	2,690	691	186	210	234	231	31,656
ALS Services Billed/transport	350.00	350.00	350.00	350.00	350.00	350.00	350.00	350.00	350.00	350.00	271.92
Total ALS Transports Billed	645,425.00	812,850.00	844,900.00	934,500.00	941,537.35	241,850.00	65,100.00	73,500.00	81,900.00	80,850.00	8,607,819.35
Write-Offs	390,839.95	518,168.93	541,038.07	621,710.50	651,954.32	155,044.44	37,503.14	39,889.46	44,405.19	39,576.60	4,945,512.62
Net Issued	254,585.05	294,681.07	303,861.93	312,789.50	289,583.03	86,805.56	27,596.86	33,610.54	37,494.81	41,273.40	3,662,306.73
Payment Received	254,585.05	294,681.07	304,211.93	312,281.51	280,819.90	68,852.38	14,667.17	13,766.32	13,729.74	4,153.54	3,541,773.59
Balance Remaining	-	-	(350.00)	507.99	8,763.13	17,953.18	12,929.69	19,844.22	23,765.07	37,119.86	120,533.14
Gross Billings Collection %	39.44%	36.25%	36.01%	33.42%	29.83%	28.47%	22.53%	18.73%	16.76%	5.14%	41.15%
Net Billings Collection %	100.00%	100.00%	100.12%	99.84%	96.97%	79.32%	53.15%	40.96%	36.62%	10.06%	96.71%

YTD Performance per Accounting Period	2009	2010	2011	2012	2013	1st Quarter 2014	Apr-14	May-14	Jun-14	Jul-14	Total To Date
ALS Transports	1,844	2,322	2,414	2,670	2,690	691	186	210	234	231	31,656
ALS Services Billed/transport	350.00	350.00	350.00	350.00	350.00	350.00	350.00	350.00	350.00	350.00	$ 272
Total ALS Transports Billed	645,425.00	812,850.00	844,900.00	934,500.00	941,537.35	241,850.00	65,100.00	73,500.00	81,900.00	80,850.00	8,607,819.35
Write-Offs	348,659.55	555,142.21	543,366.43	633,618.33	641,076.76	177,795.85	39,593.56	52,223.85	57,494.11	61,390.60	4,945,512.62
Net Issued	296,765.45	257,707.79	301,533.57	300,881.67	300,460.59	64,054.15	25,506.44	21,276.15	24,405.89	19,459.40	3,662,306.73
Payment Received	235,731.44	305,237.21	304,162.41	319,707.09	283,024.91	72,054.07	22,621.71	19,209.59	22,430.57	22,060.51	3,541,773.59
Balance Remaining	61,034.01	(47,529.42)	(2,628.84)	(18,825.42)	17,435.68	(7,999.92)	2,884.73	2,066.56	1,975.32	(2,601.11)	120,533.14
Gross Billings Collection %	36.52%	37.55%	36.00%	34.21%	30.06%	29.79%	34.75%	26.14%	27.39%	27.29%	41.15%
Net Billings Collection %	79.43%	118.44%	100.87%	106.26%	94.20%	112.49%	88.69%	90.29%	91.91%	113.37%	96.71%

Cost Recovery											
ALS Fees Collected	235,731.44	305,237.21	304,162.41	319,707.09	283,024.91	72,054.07	22,621.71	19,209.59	22,430.57	22,060.51	3,541,773.59
Administrative Fee											67,191.84
Paid To City of Garden Grove	235,731.44	305,237.21	304,162.41	319,707.09	283,024.91	72,054.07	22,621.71	19,209.59	22,430.57	22,060.51	3,474,581.75

COPY

GARDEN GROVE FIRE DEPARTMENT

9/10/2014 – Deposit

Date	Check #	Revenue Description	Revenue Code	Amount
8/29/2014	101828	CARE ALS (PM Direct Fee) Reimbursement	111-39500	$22,060.51
		(Advanced Life Support Cost Recovery Program)		
		(July 2014)		
TO: MONICA NEELY				
			TOTAL	$22,060.51

Please send Deposit Confirmation to:
Lucia Medina-Whittaker (x5652)
FIRE DEPARTMENT
Thank you! ☺

VOID VOID VOID VOID

101828

CARE AMBULANCE SERVICE, INC.
1517 W. BRADEN COURT
ORANGE, CA 92868
PH. 714.288.3800

PACIFIC MERCANTILE BANK
450 Newport Center Drive, Suite 100
Newport Beach, CA 92660

90-4286/1222

8/29/2014

PAY TO THE ORDER OF City of Garden Grove Fire Dept $ **22,060.51

Twenty-Two Thousand Sixty and 51/100********** DOLLARS

City of Garden Grove Fire Dept
11301 Acacia Parkway
Garden Grove, CA 92842

MEMO ALS - July 2014

TRUE WATERMARK PAPER - HOLD TO LIGHT TO VIEW | PAPER CONTAINS TONER ADHESION PROPERTIES | HEAT SENSITIVE RED IMAGE DISAPPEARS WITH HEAT

⑈101828⑈ ⑆122242867⑆ 0041109 61⑈

CARE AMBULANCE SERVICE, INC. 101828

8/29/2014

City of Garden Grove Fire Dept
11965 · ALS Payable-OC (Recvd not Pai ALS - July 2014 22,060.51

101828

CARE AMBULANCE SERVICE, INC.
1517 W. BRADEN COURT
ORANGE, CA 92868
PH. 714.288.3800

PACIFIC MERCANTILE BANK
450 Newport Center Drive, Suite 100
Newport Beach, CA 92660

90-4286/1222

8/29/2014

PAY TO THE ORDER OF City of Garden Grove Fire Dept $ **22,060.51

Twenty-Two Thousand Sixty and 51/100********** DOLLARS

City of Garden Grove Fire Dept
11301 Acacia Parkway
Garden Grove, CA 92842

MEMO ALS - July 2014

VOID VOID VOID

TRUE WATERMARK PAPER - HOLD TO LIGHT TO VIEW | PAPER CONTAINS TONER ADHESION PROPERTIES | HEAT SENSITIVE RED IMAGE DISAPPEARS WITH HEAT

⑈101828⑈ ⑆122242869⑆ 00411096 1⑈

CARE AMBULANCE SERVICE, INC.		101828
City of Garden Grove Fire Dept	8/29/2014	
11965 · ALS Payable-OC (Recvd not Pai ALS - July 2014		22,060.51
Pacific Mercantile - Ch ALS - July 2014		22,060.51

CARE AMBULANCE SERVICE, INC.		101828
City of Garden Grove Fire Dept	8/29/2014	
11965 · ALS Payable-OC (Recvd not Pai ALS - July 2014		22,060.51
Pacific Mercantile - Ch ALS - July 2014		22,060.51

SF5001NLHG-1 TO REORDER, CALL YOUR LOCAL SAFEGUARD DISTRIBUTOR AT 714-540-9022 C4DZS00010000 V13SF008644

CARE®
AMBULANCE SERVICE, INC.

August 28, 2014

Mr. Dave Barlag, Fire Chief
GARDEN GROVE FIRE DEPARTMENT
11301 Acacia Parkway
Garden Grove, CA 92842

Re: Advanced Life Support Cost Recovery Program
July Report

Dear Chief Barlag:

Enclosed please find the July report, which represents the activity for Advanced Life Support transports billed by Care Ambulance Service for The City of Garden Grove.

- ALS Cost Recovery Statistics – there were 231 transports billed at $350 each representing a total billed amount of $80,850.
- Since the inception of the program, total ALS transports billed is $8,607,819, payments received are $3,541,774 and the write-offs total $4,945,513, leaving a total accounts receivable balance of $120,533.

Please note that these reports have a cutoff date of July 31, 2014. Any activity since that date will be reflected in your next monthly report.

Enclosed is a check for $22,060.51, representing the total cash revenue received this period. If I could clarify any questions you or your staff may have, please contact me personally at (714) 288-3807.

Sincerely,

Laura L. Vartanian
Director of Revenue Management

Enclosure

CITY OF GARDEN GROVE
ADVANCED LIFE SUPPORT COST RECOVERY
STATISTICAL INFORMATION
6/30/2014

YTD Performance for Dates of Service	2009	2010	2011	2012	2013	1st Quarter 2014	Apr-14	May-14	Jun-14	Total To Date
ALS Transports	1,844	2,322	2,414	2,670	2,690	691	186	210	234	31,425
ALS Services Billed/transport	350.00	350.00	350.00	350.00	350.00	350.00	350.00	350.00	350.00	271.34
Total ALS Transports Billed	645,425.00	812,850.00	844,900.00	934,500.00	941,537.35	241,850.00	65,100.00	73,500.00	81,900.00	8,526,969.35
Write-Offs	390,839.95	518,168.93	541,038.07	621,790.50	651,465.79	143,823.34	35,666.38	37,016.11	38,930.93	4,884,122.02
Net Issued	254,585.05	294,681.07	303,861.93	312,709.50	290,071.56	98,026.66	29,433.62	36,483.89	42,969.07	3,642,847.33
Payment Received	254,585.05	294,681.07	304,211.93	312,201.51	279,629.84	66,208.87	13,368.84	11,528.02	3,272.97	3,519,713.08
Balance Remaining	-	-	(350.00)	507.99	10,441.72	31,817.79	16,064.78	24,955.87	39,696.10	123,134.25
Gross Billings Collection %	39.44%	36.25%	36.01%	33.41%	29.70%	27.38%	20.54%	15.68%	4.00%	41.28%
Net Billings Collection %	100.00%	100.00%	100.12%	99.84%	96.40%	67.54%	45.42%	31.60%	7.62%	96.62%

YTD Performance per Accounting Period	2009	2010	2011	2012	2013	1st Quarter 2014	Apr-14	May-14	Jun-14	Total To Date
ALS Transports	1,844	2,322	2,414	2,670	2,690	691	186	210	234	31,425
ALS Services Billed/transport	350.00	350.00	350.00	350.00	350.00	350.00	350.00	350.00	350.00	$ 271
Total ALS Transports Billed	645,425.00	812,850.00	844,900.00	934,500.00	941,537.35	241,850.00	65,100.00	73,500.00	81,900.00	8,526,969.35
Write-Offs	348,659.55	555,142.21	543,366.43	633,618.33	641,076.76	177,795.85	39,593.56	52,223.85	57,494.11	4,884,122.02
Net Issued	296,765.45	257,707.79	301,533.57	300,881.67	300,460.59	64,054.15	25,506.44	21,276.15	24,405.89	3,642,847.33
Payment Received	235,731.44	305,237.21	304,162.41	319,707.09	283,024.91	72,054.07	22,621.71	19,209.59	22,430.57	3,519,713.08
Balance Remaining	61,034.01	(47,529.42)	(2,628.84)	(18,825.42)	17,435.68	(7,999.92)	2,884.73	2,066.56	1,975.32	123,134.25
Gross Billings Collection %	36.52%	37.55%	36.00%	34.21%	30.06%	29.79%	34.75%	26.14%	27.39%	41.28%
Net Billings Collection %	79.43%	118.44%	100.87%	106.26%	94.20%	112.49%	88.69%	90.29%	91.91%	96.62%

Cost Recovery										
ALS Fees Collected	235,731.44	305,237.21	304,162.41	319,707.09	283,024.91	72,054.07	22,621.71	19,209.59	22,430.57	3,519,713.08
Administrative Fee										67,191.84
Paid To City of Garden Grove	235,731.44	305,237.21	304,162.41	319,707.09	283,024.91	72,054.07	22,621.71	19,209.59	22,430.57	3,452,521.24

GARDEN GROVE FIRE DEPARTMENT

8/6/2014 – Deposit

Date	Check #	Revenue Description	Revenue Code	Amount
8/5/2014	101371	CARE ALS (PM Direct Fee) Reimbursement	111-39500	$22,430.57
		(Advanced Life Support Cost Recovery Program)		
		(June 2014)		
TO: MONICA NEELY				
			TOTAL	$22,430.57

Please send Deposit Confirmation to:
Lucia Medina-Whittaker (x5652)
FIRE DEPARTMENT
Thank you! ☺

101371

VOID VOID VOID

CARE AMBULANCE SERVICE, INC.
1517 W. BRADEN COURT
ORANGE, CA 92868
PH. 714.288.3800

PACIFIC MERCANTILE BANK
450 Newport Center Drive, Suite 100
Newport Beach, CA 92660

90-4286/1222

7/31/2014

PAY TO THE ORDER OF City of Garden Grove Fire Dept $ **22,430.57

Twenty-Two Thousand Four Hundred Thirty and 57/100********** DOLLARS

City of Garden Grove Fire Dept
11301 Acacia Parkway
Garden Grove, CA 92842

MEMO ALS - June 2014

TRUE WATERMARK PAPER - HOLD TO LIGHT TO VIEW | PAPER CONTAINS TONER ADHESION PROPERTIES | HEAT SENSITIVE RED IMAGE DISAPPEARS WITH HEAT

⑈101371⑈ ⑆122242869⑆ 00411096 1⑈

CARE AMBULANCE SERVICE, INC. 101371

City of Garden Grove Fire Dept	7/31/2014	
11965 · ALS Payable-OC (Recvd not Pai	ALS - June 2014	22,430.57

101371

CARE AMBULANCE SERVICE, INC.
1517 W. BRADEN COURT
ORANGE, CA 92868
PH. 714.288.3800

PACIFIC MERCANTILE BANK
450 Newport Center Drive, Suite 100
Newport Beach, CA 92660

90-4286/1222

7/31/2014

PAY TO THE ORDER OF City of Garden Grove Fire Dept

$ **22,430.57

Twenty-Two Thousand Four Hundred Thirty and 57/100********** DOLLARS

City of Garden Grove Fire Dept
11301 Acacia Parkway
Garden Grove, CA 92842

MEMO ALS - June 2014

TRUE WATERMARK PAPER - HOLD TO LIGHT TO VIEW | PAPER CONTAINS TONER ADHESION PROPERTIES | HEAT SENSITIVE RED IMAGE DISAPPEARS WITH HEAT

⑈101371⑈ ⑆122242869⑆ 00411096 1⑈

CARE AMBULANCE SERVICE, INC.		101371
City of Garden Grove Fire Dept 11965 · ALS Payable-OC (Recvd not Pai ALS - June 2014	7/31/2014	22,430.57
Pacific Mercantile - Ch ALS - June 2014		22,430.57

CARE AMBULANCE SERVICE, INC.		101371
City of Garden Grove Fire Dept 11965 · ALS Payable-OC (Recvd not Pai ALS - June 2014	7/31/2014	22,430.57
Pacific Mercantile - Ch ALS - June 2014		22,430.57

SF5001NLHG-1 TO REORDER, CALL YOUR LOCAL SAFEGUARD DISTRIBUTOR AT 714-540-9022 C4DZS00010000 V13SF008644
Safeguard LITHO USA SFHG1 CK7SHG111H

CARE®
AMBULANCE SERVICE, INC.

July 28, 2014

Mr. Dave Barlag, Fire Chief
GARDEN GROVE FIRE DEPARTMENT
11301 Acacia Parkway
Garden Grove, CA 92842

Re: Advanced Life Support Cost Recovery Program
June Report

Dear Chief Barlag:

Enclosed please find the June report, which represents the activity for Advanced Life Support transports billed by Care Ambulance Service for The City of Garden Grove.

- ALS Cost Recovery Statistics – there were 234 transports billed at $350 each representing a total billed amount of $81,900.
- Since the inception of the program, total ALS transports billed is $8,526,969, payments received are $3,519,713 and the write-offs total $4,884,122, leaving a total accounts receivable balance of $123,134.

Please note that these reports have a cutoff date of June 30, 2014. Any activity since that date will be reflected in your next monthly report.

Enclosed is a check for $22,430.57, representing the total cash revenue received this period. If I could clarify any questions you or your staff may have, please contact me personally at (714) 288-3807.

Sincerely,

Laura L. Vartanian
Director of Revenue Management

Enclosure

CITY OF GARDEN GROVE
ADVANCED LIFE SUPPORT COST RECOVERY
STATISTICAL INFORMATION
5/31/2014

YTD Performance for Dates of Service	2009	2010	2011	2012	2013	Jan-14	Feb-14	Mar-14	Apr-14	May-14	Total To Date
ALS Transports	1,844	2,322	2,414	2,670	2,690	250	230	211	186	210	31,191
ALS Services Billed/transport	350.00	350.00	350.00	350.00	350.00	350.00	350.00	350.00	350.00	350.00	270.75
Total ALS Transports Billed	645,425.00	812,850.00	844,900.00	934,500.00	941,537.35	87,500.00	80,500.00	73,850.00	65,100.00	73,500.00	8,445,069.35
Write-Offs	390,839.95	518,168.93	540,818.42	621,440.50	646,041.55	52,508.95	46,421.49	37,815.54	34,213.50	32,977.06	4,826,627.91
Net Issued	254,585.05	294,681.07	304,081.58	313,059.50	295,495.80	34,991.05	34,078.51	36,034.46	30,886.50	40,522.94	3,618,441.44
Payment Received	254,585.05	294,681.07	304,431.58	312,201.51	277,462.59	22,872.05	22,999.70	14,770.06	11,357.93	1,895.99	3,497,282.51
Balance Remaining	-	-	(350.00)	857.99	18,033.21	12,119.00	11,078.81	21,264.40	19,528.57	38,626.95	121,158.93
Gross Billings Collection %	39.44%	36.25%	36.03%	33.41%	29.47%	26.14%	28.57%	20.00%	17.45%	2.58%	41.41%
Net Billings Collection %	100.00%	100.00%	100.12%	99.73%	93.90%	65.37%	67.49%	40.99%	36.77%	4.68%	96.65%

YTD Performance per Accounting Period	2009	2010	2011	2012	2013	Jan-14	Feb-14	Mar-14	Apr-14	May-14	Total To Date
ALS Transports	1,844	2,322	2,414	2,670	2,690	250	230	211	186	210	31,191
ALS Services Billed/transport	350.00	350.00	350.00	350.00	350.00	350.00	350.00	350.00	350.00	350.00	$ 271
Total ALS Transports Billed	645,425.00	812,850.00	844,900.00	934,500.00	941,537.35	87,500.00	80,500.00	73,850.00	65,100.00	73,500.00	8,445,069.35
Write-Offs	348,659.55	555,142.21	543,366.43	633,618.33	641,076.76	51,233.27	56,937.27	69,625.31	39,593.56	52,223.85	4,826,627.91
Net Issued	296,765.45	257,707.79	301,533.57	300,881.67	300,460.59	36,266.73	23,562.73	4,224.69	25,506.44	21,276.15	3,618,441.44
Payment Received	235,731.44	305,237.21	304,162.41	319,707.09	283,024.91	26,743.48	21,414.39	23,896.20	22,621.71	19,209.59	3,497,282.51
Balance Remaining	61,034.01	(47,529.42)	(2,628.84)	(18,825.42)	17,435.68	9,523.25	2,148.34	(19,671.51)	2,884.73	2,066.56	121,158.93
Gross Billings Collection %	36.52%	37.55%	36.00%	34.21%	30.06%	30.56%	26.60%	32.36%	34.75%	26.14%	41.41%
Net Billings Collection %	79.43%	118.44%	100.87%	106.26%	94.20%	73.74%	90.88%	565.63%	88.69%	90.29%	96.65%

Cost Recovery											
ALS Fees Collected	235,731.44	305,237.21	304,162.41	319,707.09	283,024.91	26,743.48	21,414.39	23,896.20	22,621.71	19,209.59	3,497,282.51
Administrative Fee											67,191.84
Paid To City of Garden Grove	235,731.44	305,237.21	304,162.41	319,707.09	283,024.91	26,743.48	21,414.39	23,896.20	22,621.71	19,209.59	3,430,090.67

GARDEN GROVE FIRE DEPARTMENT

7/3/2014 – Deposit

COPY

Date	Check #	Revenue Description	Revenue Code	Amount
7/3/2014	100786	CARE ALS (PM Direct Fee) Reimbursement	111-39500	$19,209.59
		(Advanced Life Support Cost Recovery Program)		
		(May 2014)		
TO: MONICA NEELY				
			TOTAL	$19,209.59

Please send Deposit Confirmation to:
Lucia Medina-Whittaker (x5652)
FIRE DEPARTMENT
Thank you! ☺

VOID VOID VOID VOID

100786

CARE AMBULANCE SERVICE, INC.
1517 W. BRADEN COURT
ORANGE, CA 92868
PH. 714.288.3800

PACIFIC MERCANTILE BANK
450 Newport Center Drive, Suite 100
Newport Beach, CA 92660

90-4286/1222

6/30/2014

PAY TO THE ORDER OF City of Garden Grove Fire Dept $ **19,209.59

Nineteen Thousand Two Hundred Nine and 59/100********** DOLLARS

City of Garden Grove Fire Dept
11301 Acacia Parkway
Garden Grove, CA 92842

MEMO ALS - May 2014

TRUE WATERMARK PAPER - HOLD TO LIGHT TO VIEW | PAPER CONTAINS TONER ADHESION PROPERTIES | HEAT SENSITIVE RED IMAGE DISAPPEARS WITH HEAT

⑈100786⑈ ⑆122242869⑆ 0041109 61⑈

CARE AMBULANCE SERVICE, INC. 100786

City of Garden Grove Fire Dept	6/30/2014	
11965 · ALS Payable-OC (Recvd not Pai	ALS - May 2014	19,209.59

100786

CARE AMBULANCE SERVICE, INC.
1517 W. BRADEN COURT
ORANGE, CA 92868
PH. 714.288.3800

PACIFIC MERCANTILE BANK
450 Newport Center Drive, Suite 100
Newport Beach, CA 92660

90-4286/1222

6/30/2014

PAY TO THE ORDER OF City of Garden Grove Fire Dept $ **19,209.59

Nineteen Thousand Two Hundred Nine and 59/100********** DOLLARS

City of Garden Grove Fire Dept
11301 Acacia Parkway
Garden Grove, CA 92842

MEMO ALS - May 2014

TRUE WATERMARK PAPER - HOLD TO LIGHT TO VIEW | PAPER CONTAINS TONER ADHESION PROPERTIES | HEAT SENSITIVE RED IMAGE DISAPPEARS WITH HEAT

⑈100786⑈ ⑆122242869⑆ 004110961⑈

CARE AMBULANCE SERVICE, INC. 100786

City of Garden Grove Fire Dept	6/30/2014	
11965 · ALS Payable-OC (Recvd not Pai ALS - May 2014		19,209.59
Pacific Mercantile - Ch ALS - May 2014		19,209.59

CARE AMBULANCE SERVICE, INC. 100786

City of Garden Grove Fire Dept	6/30/2014	
11965 · ALS Payable-OC (Recvd not Pai ALS - May 2014		19,209.59
Pacific Mercantile - Ch ALS - May 2014		19,209.59

SF5001NLHG-1 TO REORDER, CALL YOUR LOCAL SAFEGUARD DISTRIBUTOR AT 714-540-9022 C4DZS00010000 V13SF008644
Safeguard

CARE®
AMBULANCE SERVICE, INC.

June 27, 2014

Mr. Dave Barlag, Fire Chief
GARDEN GROVE FIRE DEPARTMENT
11301 Acacia Parkway
Garden Grove, CA 92842

Re: Advanced Life Support Cost Recovery Program
May Report

Dear Chief Barlag:

Enclosed please find the May report, which represents the activity for Advanced Life Support transports billed by Care Ambulance Service for The City of Garden Grove.

- ALS Cost Recovery Statistics – there were 210 transports billed at $350 each representing a total billed amount of $73,500.
- Since the inception of the program, total ALS transports billed is $8,445,069, payments received are $3,497,283 and the write-offs total $4,826,628, leaving a total accounts receivable balance of $121,159.

Please note that these reports have a cutoff date of May 31, 2014. Any activity since that date will be reflected in your next monthly report.

Enclosed is a check for $19,209.59, representing the total cash revenue received this period. If I could clarify any questions you or your staff may have, please contact me personally at (714) 288-3807.

Sincerely,

Laura L. Vartanian
Director of Revenue Management

Enclosure

CITY OF GARDEN GROVE
ADVANCED LIFE SUPPORT COST RECOVERY
STATISTICAL INFORMATION
4/30/2014

YTD Performance for Dates of Service	2009	2010	2011	2012	2013	Jan-14	Feb-14	Mar-14	Apr-14	Total To Date
ALS Transports	1,844	2,322	2,414	2,670	2,690	250	230	210	186	30,980
ALS Services Billed/transport	350.00	350.00	350.00	350.00	350.00	350.00	350.00	350.00	350.00	270.21
Total ALS Transports Billed	645,425.00	812,850.00	844,900.00	934,500.00	941,537.35	87,500.00	80,500.00	73,500.00	65,100.00	8,371,219.35
Write-Offs	390,839.95	518,168.93	541,168.42	621,440.50	639,326.81	51,237.04	44,019.81	33,822.45	28,998.13	4,774,404.06
Net Issued	254,585.05	294,681.07	303,731.58	313,059.50	302,210.54	36,262.96	36,480.19	39,677.55	36,101.87	3,596,815.29
Payment Received	254,585.05	294,681.07	304,081.58	312,201.51	277,097.42	21,511.16	20,092.62	11,167.70	2,629.83	3,478,072.92
Balance Remaining	-	-	(350.00)	857.99	25,113.12	14,751.80	16,387.57	28,509.85	33,472.04	118,742.37
Gross Billings Collection %	39.44%	36.25%	35.99%	33.41%	29.43%	24.58%	24.96%	15.19%	4.04%	41.55%
Net Billings Collection %	100.00%	100.00%	100.12%	99.73%	91.69%	59.32%	55.08%	28.15%	7.28%	96.70%

YTD Performance per Accounting Period	2009	2010	2011	2012	2013	Jan-14	Feb-14	Mar-14	Apr-14	Total To Date
ALS Transports	1,844	2,322	2,414	2,670	2,690	250	230	210	186	30,980
ALS Services Billed/transport	350.00	350.00	350.00	350.00	350.00	350.00	350.00	350.00	350.00	$ 270
Total ALS Transports Billed	645,425.00	812,850.00	844,900.00	934,500.00	941,537.35	87,500.00	80,500.00	73,500.00	65,100.00	8,371,219.35
Write-Offs	348,659.55	555,142.21	543,366.43	633,618.33	641,076.76	51,233.27	56,937.27	69,625.31	39,593.56	4,774,404.06
Net Issued	296,765.45	257,707.79	301,533.57	300,881.67	300,460.59	36,266.73	23,562.73	3,874.69	25,506.44	3,596,815.29
Payment Received	235,731.44	305,237.21	304,162.41	319,707.09	283,024.91	26,743.48	21,414.39	23,896.20	22,621.71	3,478,072.92
Balance Remaining	61,034.01	(47,529.42)	(2,628.84)	(18,825.42)	17,435.68	9,523.25	2,148.34	(20,021.51)	2,884.73	118,742.37
Gross Billings Collection %	36.52%	37.55%	36.00%	34.21%	30.06%	30.56%	26.60%	32.51%	34.75%	41.55%
Net Billings Collection %	79.43%	118.44%	100.87%	106.26%	94.20%	73.74%	90.88%	616.73%	88.69%	96.70%

Cost Recovery										
ALS Fees Collected	235,731.44	305,237.21	304,162.41	319,707.09	283,024.91	26,743.48	21,414.39	23,896.20	22,621.71	3,478,072.92
Administrative Fee										67,191.84
Paid To City of Garden Grove	235,731.44	305,237.21	304,162.41	319,707.09	283,024.91	26,743.48	21,414.39	23,896.20	22,621.71	3,410,881.08

GARDEN GROVE FIRE DEPARTMENT

COPY

6/3/2014 – Deposit

Date	Check #	Revenue Description	Revenue Code	Amount
6/3/2014	100228	CARE ALS (PM Direct Fee) Reimbursement	111-39500	$22,621.71
		(Advanced Life Support Cost Recovery Program)		
		(April 2014)		
TO: MONICA NEELY				
			TOTAL	$22,621.71

Please send Deposit Confirmation to:
Lucia Medina-Whittaker (x5652)
FIRE DEPARTMENT
Thank you! ☺

100228

CARE AMBULANCE SERVICE, INC. 5/30/2014 22,621.71

City of Garden Grove Fire Dept
11965 · ALS Payable-OC (Recvd not Pai ALS - April 2014

22,621.71

Pacific Mercantile - Ch ALS - April 2014

100228

CARE AMBULANCE SERVICE, INC.
1517 W. BRADEN COURT
ORANGE, CA 92868
PH. 714.288.3800

PACIFIC MERCANTILE BANK
450 Newport Center Drive, Suite 100
Newport Beach, CA 92660

90-4286/1222

5/30/2014

PAY TO THE ORDER OF City of Garden Grove Fire Dept $ **22,621.71

Twenty-Two Thousand Six Hundred Twenty-One and 71/100********** DOLLARS

City of Garden Grove Fire Dept
11301 Acacia Parkway
Garden Grove, CA 92842

MEMO ALS - April 2014

TRUE WATERMARK PAPER - HOLD TO LIGHT TO VIEW | PAPER CONTAINS TONER ADHESION PROPERTIES | HEAT SENSITIVE RED IMAGE DISAPPEARS WITH HEAT

⑈100228⑈ ⑆122242869⑆ 0041109 61⑈

CARE AMBULANCE SERVICE, INC. 100228

City of Garden Grove Fire Dept	5/30/2014	
11965 · ALS Payable-OC (Recvd not Pai ALS - April 2014		22,621.71
Pacific Mercantile - Ch ALS - April 2014		22,621.71

CARE AMBULANCE SERVICE, INC. 100228

City of Garden Grove Fire Dept	5/30/2014	
11965 · ALS Payable-OC (Recvd not Pai ALS - April 2014		22,621.71
Pacific Mercantile - Ch ALS - April 2014		22,621.71

CARE®
AMBULANCE SERVICE, INC.

May 28, 2014

Mr. Dave Barlag, Fire Chief
GARDEN GROVE FIRE DEPARTMENT
11301 Acacia Parkway
Garden Grove, CA 92842

Re: Advanced Life Support Cost Recovery Program
April Report

Dear Chief Barlag:

Enclosed please find the April report, which represents the activity for Advanced Life Support transports billed by Care Ambulance Service for The City of Garden Grove.

- ALS Cost Recovery Statistics – there were 186 transports billed at $350 each representing a total billed amount of $65,100.
- Since the inception of the program, total ALS transports billed is $8,371,219, payments received are $3,478,073 and the write-offs total $4,774,404, leaving a total accounts receivable balance of $118,742.

Please note that these reports have a cutoff date of April 30, 2014. Any activity since that date will be reflected in your next monthly report.

Enclosed is a check for $22,621.71, representing the total cash revenue received this period. If I could clarify any questions you or your staff may have, please contact me personally at (714) 288-3807.

Sincerely,

Laura L. Vartanian
Director of Revenue Management

Enclosure

CITY OF GARDEN GROVE
ADVANCED LIFE SUPPORT COST RECOVERY
STATISTICAL INFORMATION
3/31/2014

TD Performance for Dates of Service	2009	2010	2011	2012	1st Quarter 2013	2nd Quarter 2013	3rd Quarter 2013	4th Quarter 2013	Jan-14	Feb-14	Mar-14	Total To Date
LS Transports	1,844	2,322	2,414	2,670	750	634	629	677	250	230	210	30,794
LS Services Billed/transport	350.00	350.00	350.00	350.00	350.00	350.00	350.00	350.00	350.00	350.00	350.00	269.73
otal ALS Transports Billed	645,425.00	812,850.00	844,900.00	934,500.00	262,500.00	221,900.00	220,150.00	236,987.35	87,500.00	80,500.00	73,500.00	8,306,119.35
rite-Offs	390,839.95	518,168.93	541,168.42	621,440.50	175,339.56	157,120.00	157,793.14	145,563.16	50,669.03	41,988.31	29,337.48	4,734,810.50
et Issued	254,585.05	294,681.07	303,731.58	313,059.50	87,160.44	64,780.00	62,356.86	91,424.19	36,830.97	38,511.69	44,162.52	3,571,308.85
ayment Received	254,585.05	294,681.07	304,081.58	312,151.51	85,653.69	63,475.48	57,574.81	67,880.74	18,983.81	15,742.79	615.70	3,455,451.21
alance Remaining	-	-	(350.00)	907.99	1,506.75	1,304.52	4,782.05	23,543.45	17,847.16	22,768.90	43,546.82	115,857.64
ross Billings Collection %	39.44%	36.25%	35.99%	33.40%	32.63%	28.61%	26.15%	28.64%	21.70%	19.56%	0.84%	41.60%
et Billings Collection %	100.00%	100.00%	100.12%	99.71%	98.27%	97.99%	92.33%	74.25%	51.54%	40.88%	1.39%	96.76%

YTD Performance per Accounting Period	2009	2010	2011	2012	1st Quarter 2013	2nd Quarter 2013	3rd Quarter 2013	4th Quarter 2013	Jan-14	Feb-14	Mar-14	Total To Date
ALS Transports	1,844	2,322	2,414	2,670	750	634	629	677	250	230	210	30,794
ALS Services Billed/transport	350.00	350.00	350.00	350.00	350.00	350.00	350.00	350.00	350.00	350.00	350.00	$ 270
Total ALS Transports Billed	645,425.00	812,850.00	844,900.00	934,500.00	262,500.00	221,900.00	220,150.00	236,987.35	87,500.00	80,500.00	73,500.00	8,306,119.35
Write-Offs	348,659.55	555,142.21	543,366.43	633,618.33	177,349.37	151,234.88	157,216.50	155,276.01	51,233.27	56,937.27	69,625.31	4,734,810.50
Net Issued	296,765.45	257,707.79	301,533.57	300,881.67	85,150.63	70,665.12	62,933.50	81,711.34	36,266.73	23,562.73	3,874.69	3,571,308.85
Payment Received	235,731.44	305,237.21	304,162.41	319,707.09	83,733.22	72,263.59	63,983.65	63,044.45	26,743.48	21,414.39	23,896.20	3,455,451.21
Balance Remaining	61,034.01	(47,529.42)	(2,628.84)	(18,825.42)	1,417.41	(1,598.47)	(1,050.15)	18,666.89	9,523.25	2,148.34	(20,021.51)	115,857.64
Gross Billings Collection %	36.52%	37.55%	36.00%	34.21%	31.90%	32.57%	29.06%	26.60%	30.56%	26.60%	32.51%	41.60%
Net Billings Collection %	79.43%	118.44%	100.87%	106.26%	98.34%	102.26%	101.67%	77.16%	73.74%	90.88%	616.73%	96.76%

Cost Recovery												
ALS Fees Collected	235,731.44	305,237.21	304,162.41	319,707.09	83,733.22	72,263.59	63,983.65	63,044.45	26,743.48	21,414.39	23,896.20	3,455,451.21
Administrative Fee												67,191.84
Paid To City of Garden Grove	235,731.44	305,237.21	304,162.41	319,707.09	83,733.22	72,263.59	63,983.65	63,044.45	26,743.48	21,414.39	23,896.20	3,388,259.37

GARDEN GROVE FIRE DEPARTMENT

COPY

5/6/2014 – Deposit

Date	Check #	Revenue Description	Revenue Code	Amount
5/6/2014	99530	CARE ALS (PM Direct Fee) Reimbursement	111-39500	$23,896.20
		(Advanced Life Support Cost Recovery Program)		
		(March 2014)		
TO: MONICA NEELY				
			TOTAL	$23,896.20

Please send Deposit Confirmation to:
Lucia Medina-Whittaker (x5652)
FIRE DEPARTMENT
Thank you! ☺

DOCUMENT INCLUDES VISIBLE FIBERS, CHEMICAL REACTIVE PROPERTIES AND FEATURES A FOIL HOLOGRAM

99530

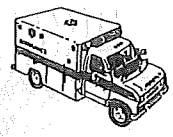

CARE AMBULANCE SERVICE, INC.
1517 W. BRADEN COURT
ORANGE, CA 92868
PH. 714.288.3800

PACIFIC MERCANTILE BANK
450 Newport Center Drive, Suite 100
Newport Beach, CA 92660
90-4286/1222

4/30/2014

PAY TO THE ORDER OF City of Garden Grove Fire Dept $ **23,896.20

Twenty-Three Thousand Eight Hundred Ninety-Six and 20/100********** DOLLARS

City of Garden Grove Fire Dept
11301 Acacia Parkway
Garden Grove, CA 92842

Security Features Included

Shield

MEMO ALS - March 2014

TRUE WATERMARK PAPER - HOLD TO LIGHT TO VIEW — THE AC SENSITIVE BED IMAGE DISAPPEARS WITH HEAT

⑈099530⑈ ⑆122224286⑆ 004110961⑈

99530

CARE AMBULANCE SERVICE, INC.
1517 W. BRADEN COURT
ORANGE, CA 92868
PH. 714.288.3800

PACIFIC MERCANTILE BANK
450 Newport Center Drive, Suite 100
Newport Beach, CA 92660
90-4286/1222

4/30/2014

PAY TO THE ORDER OF City of Garden Grove Fire Dept $ **23,896.20

Twenty-Three Thousand Eight Hundred Ninety-Six and 20/100********** DOLLARS

City of Garden Grove Fire Dept
11301 Acacia Parkway
Garden Grove, CA 92842

MEMO ALS - March 2014

TRUE WATERMARK PAPER - HOLD TO LIGHT TO VIEW — HEAT SENSITIVE RED IMAGE DISAPPEARS WITH HEAT

⑈099530⑈ ⑆122242869⑆ 00411096 1⑈

CARE AMBULANCE SERVICE, INC. 99530

City of Garden Grove Fire Dept	4/30/2014	
11965 · ALS Payable-OC (Recvd not Pai	ALS - March 2014	23,896.20
Pacific Mercantile - Ch	ALS - March 2014	23,896.20

CARE AMBULANCE SERVICE, INC. 99530

City of Garden Grove Fire Dept	4/30/2014	
11965 · ALS Payable-OC (Recvd not Pai	ALS - March 2014	23,896.20
Pacific Mercantile - Ch	ALS - March 2014	23,896.20

CARE®
AMBULANCE SERVICE, INC.

April 28, 2014

Mr. Dave Barlag, Fire Chief
GARDEN GROVE FIRE DEPARTMENT
11301 Acacia Parkway
Garden Grove, CA 92842

Re: Advanced Life Support Cost Recovery Program
March Report

Dear Chief Barlag:

Enclosed please find the March report, which represents the activity for Advanced Life Support transports billed by Care Ambulance Service for The City of Garden Grove.

- ALS Cost Recovery Statistics – there were 210 transports billed at $350 each representing a total billed amount of $73,500.
- Since the inception of the program, total ALS transports billed is $8,306,119, payments received are $3,455,451 and the write-offs total $4,734,811, leaving a total accounts receivable balance of $115,858.

Please note that these reports have a cutoff date of March 31, 2014. Any activity since that date will be reflected in your next monthly report.

Enclosed is a check for $23,896.20, representing the total cash revenue received this period. If I could clarify any questions you or your staff may have, please contact me personally at (714) 288-3807.

Sincerely,

Laura L. Vartanian
Director of Revenue Management

Enclosure

CITY OF GARDEN GROVE
ADVANCED LIFE SUPPORT COST RECOVERY
STATISTICAL INFORMATION
2/28/2014

YTD Performance for Dates of Service	2009	2010	2011	2012	1st Quarter 2013	2nd Quarter 2013	3rd Quarter 2013	4th Quarter 2013	Jan-14	Feb-14	Total To Date
ALS Transports	1,844	2,322	2,414	2,670	750	634	629	677	250	230	30,584
ALS Services Billed/transport	350.00	350.00	350.00	350.00	350.00	350.00	350.00	350.00	350.00	350.00	269.18
Total ALS Transports Billed	645,425.00	812,850.00	844,900.00	934,500.00	262,500.00	221,900.00	220,150.00	236,987.35	87,500.00	80,500.00	8,232,619.35
Write-Offs	390,839.95	518,168.93	541,168.42	621,322.47	175,339.56	155,780.02	143,229.86	132,230.60	44,760.19	36,963.17	4,665,185.19
Net Issued	254,585.05	294,681.07	303,731.58	313,177.53	87,160.44	66,119.98	76,920.14	104,756.75	42,739.81	43,536.83	3,567,434.16
Payment Received	254,585.05	294,681.07	304,081.58	311,869.54	85,654.30	63,324.20	57,548.70	64,304.88	12,469.69	3,011.02	3,431,555.01
Balance Remaining	-	-	(350.00)	1,307.99	1,506.14	2,795.78	19,371.44	40,451.87	30,270.12	40,525.81	135,879.15
Gross Billings Collection %	39.44%	36.25%	35.99%	33.37%	32.63%	28.54%	26.14%	27.13%	14.25%	3.74%	41.68%
Net Billings Collection %	100.00%	100.00%	100.12%	99.58%	98.27%	95.77%	74.82%	61.38%	29.18%	6.92%	96.19%

YTD Performance per Accounting Period	2009	2010	2011	2012	1st Quarter 2013	2nd Quarter 2013	3rd Quarter 2013	4th Quarter 2013	Jan-14	Feb-14	Total To Date
ALS Transports	1,844	2,322	2,414	2,670	750	634	629	677	250	230	30,584
ALS Services Billed/transport	350.00	350.00	350.00	350.00	350.00	350.00	350.00	350.00	350.00	350.00	$ 269
Total ALS Transports Billed	645,425.00	812,850.00	844,900.00	934,500.00	262,500.00	221,900.00	220,150.00	236,987.35	87,500.00	80,500.00	8,232,619.35
Write-Offs	348,659.55	555,142.21	543,366.43	633,618.33	177,349.37	151,234.88	157,216.50	155,276.01	51,233.27	56,937.27	4,665,185.19
Net Issued	296,765.45	257,707.79	301,533.57	300,881.67	85,150.63	70,665.12	62,933.50	81,711.34	36,266.73	23,562.73	3,567,434.16
Payment Received	235,731.44	305,237.21	304,162.41	319,707.09	83,733.22	72,263.59	63,983.65	63,044.45	26,743.48	21,414.39	3,431,555.01
Balance Remaining	61,034.01	(47,529.42)	(2,628.84)	(18,825.42)	1,417.41	(1,598.47)	(1,050.15)	18,666.89	9,523.25	2,148.34	135,879.15
Gross Billings Collection %	36.52%	37.55%	36.00%	34.21%	31.90%	32.57%	29.06%	26.60%	30.56%	26.60%	41.68%
Net Billings Collection %	79.43%	118.44%	100.87%	106.26%	98.34%	102.26%	101.67%	77.16%	73.74%	90.88%	96.19%

Cost Recovery											
ALS Fees Collected	235,731.44	305,237.21	304,162.41	319,707.09	83,733.22	72,263.59	63,983.65	63,044.45	26,743.48	21,414.39	3,431,555.01
Administrative Fee											67,191.84
Paid To City of Garden Grove	235,731.44	305,237.21	304,162.41	319,707.09	83,733.22	72,263.59	63,983.65	63,044.45	26,743.48	21,414.39	3,364,363.17

GARDEN GROVE FIRE DEPARTMENT

4/8/2014 – Deposit

Date	Check #	Revenue Description	Revenue Code	Amount
3/31/2014	1119	CARE PM Response	111-39509	$20,111.05
		Non-Resident Reimbursement		
		(February 2014)		
TO: MONICA NEELY				
			TOTAL	$20,111.05

Please send Deposit Confirmation to:
Lucia Medina-Whittaker (x5652)
FIRE DEPARTMENT
Thank you! ☺

DOCUMENT INCLUDES VISIBLE THERMOCHROMIC REACTIVE PROPERTIES AND FEATURES A COLD HOLOGRAM

98976



CARE AMBULANCE SERVICE, INC.
1517 W. BRADEN COURT
ORANGE, CA 92868
PH. 714.288.3800

PACIFIC MERCANTILE BANK
450 Newport Center Drive, Suite 100
Newport Beach, CA 92660

90-4286/1222

3/31/2014

PAY TO THE ORDER OF City of Garden Grove Fire Dept $ **21,414.39

Twenty-One Thousand Four Hundred Fourteen and 39/100********** DOLLARS

City of Garden Grove Fire Dept
11301 Acacia Parkway
Garden Grove, CA 92842

Shield

MEMO ALS - February 2014

TRUE WATERMARK PAPER - HOLD TO LIGHT TO VIEW

HEAT SENSITIVE RED IMAGE DISAPPEARS WITH HEAT

⑈098976⑈ ⑆122242869⑆ 004110961⑈

98976



CARE AMBULANCE SERVICE, INC.
1517 W. BRADEN COURT
ORANGE, CA 92868
PH. 714.288.3800

PACIFIC MERCANTILE BANK
450 Newport Center Drive, Suite 100
Newport Beach, CA 92660

90-4286/1222

3/31/2014

PAY TO THE ORDER OF City of Garden Grove Fire Dept $ **21,414.39

Twenty-One Thousand Four Hundred Fourteen and 39/100********** DOLLARS

City of Garden Grove Fire Dept
11301 Acacia Parkway
Garden Grove, CA 92842

MEMO ALS - February 2014

TRUE WATERMARK PAPER - HOLD TO LIGHT TO VIEW — HEAT SENSITIVE RED IMAGE DISAPPEARS WITH HEAT

⑈098976⑈ ⑆122242869⑆ 00411096 1⑈

CARE AMBULANCE SERVICE, INC. 98976

City of Garden Grove Fire Dept	3/31/2014	
11965 · ALS Payable-OC (Recvd not Pai	ALS - February 2014	21,414.39
Pacific Mercantile - Ch	ALS - February 2014	21,414.39

CARE AMBULANCE SERVICE, INC. 98976

City of Garden Grove Fire Dept	3/31/2014	
11965 · ALS Payable-OC (Recvd not Pai	ALS - February 2014	21,414.39
Pacific Mercantile - Ch	ALS - February 2014	21,414.39

CARE®
AMBULANCE SERVICE, INC.

March 27, 2014

Mr. Dave Barlag, Fire Chief
GARDEN GROVE FIRE DEPARTMENT
11301 Acacia Parkway
Garden Grove, CA 92842

Re: Advanced Life Support Cost Recovery Program
February Report

Dear Chief Barlag:

Enclosed please find the February report, which represents the activity for Advanced Life Support transports billed by Care Ambulance Service for The City of Garden Grove.

- ALS Cost Recovery Statistics – there were 230 transports billed at $350 each representing a total billed amount of $80,500.
- Since the inception of the program, total ALS transports billed is $8,232,619, payments received are $3,431,555 and the write-offs total $4,665,185, leaving a total accounts receivable balance of $135,879.

Please note that these reports have a cutoff date of February 28, 2014. Any activity since that date will be reflected in your next monthly report.

Enclosed is a check for $21,414.39, representing the total cash revenue received this period. If I could clarify any questions you or your staff may have, please contact me personally at (714) 288-3807.

Sincerely,

Laura L. Vartanian
Director of Revenue Management

Enclosure

CITY OF GARDEN GROVE
ADVANCED LIFE SUPPORT COST RECOVERY
STATISTICAL INFORMATION
1/31/2014

YTD Performance for Dates of Service	2009	2010	2011	2012	1st Quarter 2013	2nd Quarter 2013	3rd Quarter 2013	Oct-13	Nov-13	Dec-13	Jan-14	Total To Date
ALS Transports	1,844	2,322	2,414	2,670	750	634	629	219	241	217	250	30,354
ALS Services Billed/transport	350.00	350.00	350.00	350.00	350.00	350.00	350.00	350.00	350.00	350.00	350.00	268.57
Total ALS Transports Billed	645,425.00	812,850.00	844,900.00	934,500.00	262,500.00	221,900.00	220,150.00	76,687.35	84,350.00	75,950.00	87,500.00	8,152,119.35
Write-Offs	390,839.95	518,168.93	541,168.42	621,322.47	174,365.81	151,596.46	140,127.52	44,610.23	45,612.27	35,780.78	39,273.06	4,608,247.92
Net Issued	254,585.05	294,681.07	303,731.58	313,177.53	88,134.19	70,303.54	80,022.48	32,077.12	38,737.73	40,169.22	48,226.94	3,543,871.43
Payment Received	254,585.05	294,681.07	304,081.58	311,819.54	85,504.30	63,674.20	56,739.57	19,408.32	21,023.76	16,789.39	1,808.86	3,410,140.62
Balance Remaining	-	-	(350.00)	1,357.99	2,629.89	6,629.34	23,282.91	12,668.80	17,713.97	23,379.83	46,418.08	133,730.81
Gross Billings Collection %	39.44%	36.25%	35.99%	33.37%	32.57%	28.69%	25.77%	25.31%	24.92%	22.11%	2.07%	41.83%
Net Billings Collection %	100.00%	100.00%	100.12%	99.57%	97.02%	90.57%	70.90%	60.51%	54.27%	41.80%	3.75%	96.23%

YTD Performance per Accounting Period	2009	2010	2011	2012	1st Quarter 2013	2nd Quarter 2013	3rd Quarter 2013	Oct-13	Nov-13	Dec-13	Jan-14	Total To Date
ALS Transports	1,844	2,322	2,414	2,670	750	634	629	219	241	217	250	30,354
ALS Services Billed/transport	350.00	350.00	350.00	350.00	350.00	350.00	350.00	350.00	350.00	350.00	350.00	$ 269
Total ALS Transports Billed	645,425.00	812,850.00	844,900.00	934,500.00	262,500.00	221,900.00	220,150.00	76,687.35	84,350.00	75,950.00	87,500.00	8,152,119.35
Write-Offs	348,659.55	555,142.21	543,366.43	633,618.33	177,349.37	151,234.88	157,216.50	53,897.73	53,653.86	47,724.42	51,233.27	4,608,247.92
Net Issued	296,765.45	257,707.79	301,533.57	300,881.67	85,150.63	70,665.12	62,933.50	22,789.62	30,696.14	28,225.58	36,266.73	3,543,871.43
Payment Received	235,731.44	305,237.21	304,162.41	319,707.09	83,733.22	72,263.59	63,983.65	20,099.90	19,216.69	23,727.86	26,743.48	3,410,140.62
Balance Remaining	61,034.01	(47,529.42)	(2,628.84)	(18,825.42)	1,417.41	(1,598.47)	(1,050.15)	2,689.72	11,479.45	4,497.72	9,523.25	133,730.81
Gross Billings Collection %	36.52%	37.55%	36.00%	34.21%	31.90%	32.57%	29.06%	26.21%	22.78%	31.24%	30.56%	41.83%
Net Billings Collection %	79.43%	118.44%	100.87%	106.26%	98.34%	102.26%	101.67%	88.20%	62.60%	84.07%	73.74%	96.23%

Cost Recovery												
ALS Fees Collected	235,731.44	305,237.21	304,162.41	319,707.09	83,733.22	72,263.59	63,983.65	20,099.90	19,216.69	23,727.86	26,743.48	3,410,140.62
Administrative Fee												67,191.84
Paid To City of Garden Grove	235,731.44	305,237.21	304,162.41	319,707.09	83,733.22	72,263.59	63,983.65	20,099.90	19,216.69	23,727.86	26,743.48	3,342,948.78

GARDEN GROVE FIRE DEPARTMENT

COPY

3/5/2014 – Deposit

Date	Check #	Revenue Description	Revenue Code	Amount
2/27/2014	98320	CARE ALS (PM Direct Fee) Reimbursement	111-39519	$26,743.48
		(Advanced Life Support Cost Recovery Program)		
		(January 2014)		
TO: MONICA NEELY				
			TOTAL	$26,743.48

Please send Deposit Confirmation to:
Lucia Medina-Whittaker (x5652)
FIRE DEPARTMENT
Thank you! ☺

DOCUMENT INCLUDES VISIBLE FIBERS & CHEMICAL REACTIVE PROPERTIES AND FEATURES AEGIS HOLOGRAM

98320

CARE AMBULANCE SERVICE, INC.
1517 W. BRADEN COURT
ORANGE, CA 92868
PH. 714.288.3800

PACIFIC MERCANTILE BANK
450 Newport Center Drive, Suite 100
Newport Beach, CA 92660
90-4286/1222

2/27/2014

PAY TO THE ORDER OF City of Garden Grove Fire Dept $ **26,743.48

Twenty-Six Thousand Seven Hundred Forty-Three and 48/100********** DOLLARS

City of Garden Grove Fire Dept
11301 Acacia Parkway
Garden Grove, CA 92842

MEMO ALS - January 2014

TRUE WATERMARK PAPER - HOLD TO LIGHT TO VIEW

HEAT SENSITIVE RED IMAGE DISAPPEARS WITH HEAT

⑈098320⑈ ⑆122242869⑆ 0041109 6⑈

98320

CARE AMBULANCE SERVICE, INC.
1517 W. BRADEN COURT
ORANGE, CA 92868
PH. 714.288.3800

PACIFIC MERCANTILE BANK
450 Newport Center Drive, Suite 100
Newport Beach, CA 92660

90-4286/1222

2/27/2014

PAY TO THE ORDER OF City of Garden Grove Fire Dept $ **26,743.48

Twenty-Six Thousand Seven Hundred Forty-Three and 48/100********** DOLLARS

City of Garden Grove Fire Dept
11301 Acacia Parkway
Garden Grove, CA 92842

MEMO ALS - January 2014

Security Features Included. Details on back.

TRUE WATERMARK PAPER - HOLD TO LIGHT TO VIEW. HEAT SENSITIVE RED IMAGE DISAPPEARS WITH HEAT.

⑈098320⑈ ⑆122242869⑆ 0041109610⑈

CARE AMBULANCE SERVICE, INC. 98320

City of Garden Grove Fire Dept	2/27/2014	
11965 · ALS Payable-OC (Recvd not Pai	ALS - January 2014	26,743.48
Pacific Mercantile - Ch	ALS - January 2014	26,743.48

CARE AMBULANCE SERVICE, INC. 98320

City of Garden Grove Fire Dept	2/27/2014	
11965 · ALS Payable-OC (Recvd not Pai	ALS - January 2014	26,743.48
Pacific Mercantile - Ch	ALS - January 2014	26,743.48

CARE®
AMBULANCE SERVICE, INC.

February 26, 2014

Mr. Dave Barlag, Fire Chief
GARDEN GROVE FIRE DEPARTMENT
11301 Acacia Parkway
Garden Grove, CA 92842

Re: Advanced Life Support Cost Recovery Program
January Report

Dear Chief Barlag:

Enclosed please find the January report, which represents the activity for Advanced Life Support transports billed by Care Ambulance Service for The City of Garden Grove.

- ALS Cost Recovery Statistics – there were 250 transports billed at $350 each representing a total billed amount of $87,500.
- Since the inception of the program, total ALS transports billed is $8,152,119, payments received are $3,410,141 and the write-offs total $4,608,248, leaving a total accounts receivable balance of $133,731.

Please note that these reports have a cutoff date of January 31, 2014. Any activity since that date will be reflected in your next monthly report.

Enclosed is a check for $26,743.48, representing the total cash revenue received this period. If I could clarify any questions you or your staff may have, please contact me personally at (714) 288-3807.

Sincerely,

Laura L. Vartanian
Director of Revenue Management

Enclosure