

DECLARATION OF RESULTS OF THE GENERAL MUNICIPAL ELECTION AND
SEATING OF ELECTED MAYOR AND COUNCIL MEMBERS (F: 58.2.2008)

It was moved by Council Member Broadwater, seconded by Council Member Jones, and carried by unanimous vote, that full reading of Resolution No. 8862-08 be waived, and said Resolution entitled A RESOLUTION OF THE CITY COUNCIL OF THE CITY OF GARDEN GROVE, CALIFORNIA, RECITING THE FACT OF THE GENERAL MUNICIPAL ELECTION HELD ON NOVEMBER 4, 2008, DECLARING THE RESULT AND SUCH OTHER MATTERS AS PROVIDED BY LAW, be and hereby is adopted.

RESOLUTION NO. 8862-08

A RESOLUTION OF THE CITY COUNCIL OF THE CITY OF GARDEN GROVE, CALIFORNIA, RECITING THE FACT OF THE GENERAL MUNICIPAL ELECTION HELD ON NOVEMBER 4, 2008, DECLARING THE RESULT AND SUCH OTHER MATTERS AS PROVIDED BY LAW

WHEREAS, a General Municipal Election was held and conducted in the City of Garden Grove, California, on Tuesday, November 4, 2008, as required by law; and

WHEREAS, notice of the election was given in time, form, and manner as provided by law; that voting precincts were properly established; that election officers were appointed and that in all respects the election was held and conducted and the votes were cast, received, and canvassed and the returns made and declared in time, form, and manner as required by the provisions of the Elections Code of the State of California for the holding of elections in general law cities; and

WHEREAS, the County Election Department canvassed the returns of the election and has certified the results to this City Council, the results are received, attached, and made a part hereof as "Exhibit A".

NOW, THEREFORE, THE CITY COUNCIL OF THE CITY OF GARDEN GROVE, CALIFORNIA, DOES RESOLVE, DECLARE, DETERMINE, AND ORDER AS FOLLOWS:

SECTION 1. That the whole number of ballots cast in the precincts except vote-by-mail voter ballots was 25,798; that the whole number of vote-by-mail voter ballots cast in the City was 25,767, making a total of 51,565 ballots cast in the City.

SECTION 2. That the names of persons voted for at the election for Mayor are as follows: William "Bill" Dalton and Karen Tracy Moreland Urda.

That the names of persons voted for at the election for Member of the City Council are as follows: Robin Peace Marcario, Charles A. "Mitch" Mitchell, Jr., Steve Jones, Paul Lucas, Linh Ho, Andrew Do, Tony Flores, Trung Nguyen, and Tom Bailor.

That the measure voted upon at the election is as follows: Measure Q: Garden Grove, Modification of City Council Member Term Limits.

SECTION 3. That the number of votes given at each precinct and the number of votes given in the City to each of the persons above named for the respective offices for which the persons were candidates, and for and against the measure were as listed in "Exhibit A" attached.

SECTION 4. The City Council of the City of Garden Grove does declare and determine that: William "Bill" Dalton was elected as Mayor for the full term of two years; Steve Jones was elected as Member of the City Council for the full term of four years; and Andrew Do was elected as Member of the City Council for the full term of four years.

That as a result of the election, a majority of the voters voting on the measure relating to term limits did vote in favor of it, and that the measure was carried, and shall be deemed adopted and ratified.

SECTION 5. The City Clerk shall enter on the records of the City Council of the City of Garden Grove, a statement of the result of the election, showing: (1) The whole number of ballots cast in the city; (2) The names of the persons voted for; (3) The measure voted upon; (4) For what office each person was voted for; (5) The number of votes given at each precinct to each person, and for and against the measure; (6) The total number of votes given to each person, and for and against the measure.

SECTION 6. That the City Clerk shall immediately make and deliver to each of the persons so elected a Certificate of Election signed by the City Clerk and authenticated; that the City Clerk or appointed official shall also administer to each person elected the Oath of Office prescribed in the Constitution of the State of California and shall have them subscribe to it and file it in the Office of the City Clerk. Each and all of the persons so elected shall then be inducted into the respective office to which they have been elected.

SECTION 7. That the City Clerk shall certify to the passage and adoption of this Resolution, and enter it into the book of original Resolutions.

Adopted this 9th day of December 2008.

ATTEST:

/s/ WILLIAM J. DALTON
MAYOR

/s/ KATHLEEN BAILOR
CITY CLERK

STATE OF CALIFORNIA)
COUNTY OF ORANGE) SS:
CITY OF GARDEN GROVE)

I, KATHLEEN BAILOR, City Clerk of the City of Garden Grove, do hereby certify that the foregoing Resolution was duly adopted by the City Council of the City of Garden Grove, California, at a meeting held on the 9th day of December 2008, by the following vote:

AYES: COUNCIL MEMBERS: (5) BROADWATER, JONES, NGUYEN, ROSEN, DALTON
NOES: COUNCIL MEMBERS: (0) NONE
ABSENT: COUNCIL MEMBERS: (0) NONE

/s/ KATHLEEN BAILOR
CITY CLERK



NEAL KELLEY
Registrar of Voters

Mailing Address:
P.O. Box 11298
Santa Ana, California 92711

REGISTRAR OF VOTERS
1300 South Grand Avenue, Bldg. C
Santa Ana, California 92705
(714) 567-7600
TDD (714) 567-7608
FAX (714) 567-7627
www.ocvote.com

December 1, 2008

Dear City Clerk:

I am enclosing the Certification of the Registrar of Voters to Result of the Canvass of the General Election Returns and a copy of the abstract for the municipal election for your city, held in consolidation with the General Election on November 4, 2008.

If you have any questions, please contact me at (714) 567-7606.

Sincerely,

A handwritten signature in cursive script that reads "Kay Cotton".

Kay Cotton
Candidate and Voter Services Manager

:kc

Enclosures

CERTIFICATE OF REGISTRAR OF VOTERS TO RESULT OF THE CANVASS OF THE GENERAL ELECTION RETURNS

STATE OF CALIFORNIA)

)ss.

COUNTY OF ORANGE)

I, Neal Kelley, Registrar of Voters of Orange County, do hereby certify the following to be a full, true and correct Statement of the Vote of the election listed below, consolidated with the General Election held on November 4, 2008.

CITY OF GARDEN GROVE
MAYOR

WILLIAM "BILL" DALTON	40,099
KARENTRACY MORELAND URDA	5,555

MEMBER OF THE CITY COUNCIL

STEVE JONES	16,157
ANDREW DO	12,360
ROBIN PEACE MARCARIO	11,191
LINH HO	9,856
TRUNG NGUYEN	9,391
PAUL LUCAS	6,549
TONY FLORES	6,330
CHARLES A. "MITCH" MITCHELL, JR.	4,016
TOM BAILOR	3,678

MEASURE Q

YES	22,365
NO	22,344

PRECINCT BALLOTS CAST:	25,798
VOTE-BY-MAIL BALLOTS CAST:	25,767
TOTAL BALLOTS CAST:	51,565

I hereby certify that the number of votes cast for each candidate and measure is as set forth above and appears in the Certified Statement of the Vote.

WITNESS my hand and Official Seal this 1st day of December, 2008.




 NEAL KELLEY
 Registrar of Voters
 Orange County

CITY OF GARDEN GROVE Mayor													
Precinct	Registration	Ballots Cast	Turnout	CITY OF GARDEN GROVE Mayor		KARENTRACY MORELAND URDA	WILLIAM "BILL" DALTON						
0014002	938	616	65.02%			68	482						
0014005	745	513	68.86%			65	392						
0014008	1300	879	67.62%			103	684						
0014009	1256	837	66.64%			93	646						
0014012	1004	565	56.27%			62	446						
0014013	544	386	70.96%			49	306						
0014014	1065	756	70.99%			72	600						
0014015	806	526	65.26%			64	390						
0014016	780	478	61.28%			52	348						
0014018	1074	653	60.80%			87	510						
0014020	959	562	58.60%			65	431						
0014021	649	404	62.25%			49	311						
0014023	664	470	71.10%			66	357						
0014024	966	639	66.22%			77	521						
0014026	943	646	68.50%			52	533						
0014027	807	505	62.58%			54	392						
0014029	1096	784	71.53%			79	622						
0014031	1128	651	57.71%			63	496						
0014032	1096	810	73.91%			98	627						
0014033	700	426	60.86%			53	338						
0014034	974	542	55.65%			71	408						
0014035	1184	799	67.48%			83	622						
0014036	923	570	61.76%			53	436						
0014037	1236	749	60.60%			80	609						
0014040	794	514	64.74%			55	396						
0014042	629	350	55.84%			39	276						
0014044	422	290	68.72%			43	207						
0014045	882	512	58.05%			54	405						
0014047	1258	746	59.30%			85	566						
0014050	318	212	66.67%			33	138						
0014051	0	0	0.00%			0	0						
0014053	1338	744	55.38%			76	555						
0014055	58	27	46.55%			3	17						
0014058	596	393	65.94%			42	275						
0014059	1061	676	63.71%			70	542						
0014063	741	455	61.40%			56	345						
0014065	509	282	55.40%			42	210						
0014066	738	488	66.12%			59	375						
0014069	1231	736	59.79%			68	586						
0014070	64	41	64.06%			1	38						
0014071	924	585	63.31%			58	457						
0014075	728	589	80.91%			41	469						
0014078	1063	791	74.41%			69	644						
0014080	735	548	74.56%			51	412						
0014082	859	663	77.18%			70	500						
0014084	904	720	79.65%			63	557						
0014085	624	494	79.17%			43	397						
0014086	950	798	84.00%			60	642						
0014089	808	687	85.02%			42	587						
0014090	726	591	81.40%			43	479						

Precinct	Registration	Ballots Cast	Turnout	CITY OF GARDEN GROVE Mayor	KARENTRACY MORELAND URDA	WILLIAM "BILL" DALTON					
0014091	557	435	78.10%		45	396					
0014092	896	720	80.36%		60	589					
0014218	1239	763	61.58%		110	563					
0014221	1228	669	54.48%		89	518					
0014226	1449	862	59.49%		112	659					
0014228	619	484	78.19%		58	367					
0014229	992	649	65.42%		70	519					
0014231	29	22	75.86%		2	19					
0014234	1032	707	68.51%		66	570					
0014235	984	589	59.86%		62	472					
0014236	1427	926	65.03%		133	646					
0014239	861	538	62.49%		64	422					
0014241	1198	730	60.93%		90	568					
0014244	969	566	58.41%		87	441					
0014246	1087	771	70.93%		74	636					
0014247	575	401	69.74%		59	295					
0014248	22	8	33.93%		1	6					
0014249	1018	634	62.28%		59	487					
0014250	1110	628	56.58%		45	496					
0014252	827	522	63.12%		52	403					
0014254	992	660	66.53%		72	528					
0014255	37	27	72.97%		5	20					
0014256	0	0	0.00%		0	0					
0014257	742	410	55.26%		28	325					
0014258	80	55	68.75%		3	49					
0014275	859	598	69.62%		41	470					
0014277	693	498	71.86%		42	374					
0014278	547	433	79.16%		47	340					
0014282	259	144	55.60%		17	99					
0014286	54	28	51.85%		5	18					
0014291	142	102	71.83%		14	81					
0014295	811	452	55.73%		81	318					
0014297	1123	725	64.56%		81	567					
0014298	665	394	59.25%		33	319					
0014299	205	129	62.93%		10	106					
0014302	89	56	62.92%		6	45					
0014303	69	41	59.42%		1	38					
0014306	1254	805	64.19%		75	604					
0014308	931	606	65.09%		70	499					
0014316	794	530	66.75%		58	423					
0014317	966	566	58.59%		63	452					
0014601	989	535	54.10%		52	425					
0014602	943	589	62.46%		52	459					
0014603	994	620	62.37%		45	480					
0014604	630	376	59.68%		39	286					
0014605	1578	962	60.96%		108	740					
0014606	1321	989	74.87%		126	728					
0014607	1116	651	58.33%		74	586					
0014901	74	50	67.57%		8	41					
0014902	0	0	0.00%		0	0					

Preinct	Registration	Ballots Cast	Turnout	CITY OF GARDEN GROVE Mayor		KARENTRACY MORELAND URDA	WILLIAM "BILL" DALTON					
Totals:	79341	51565	64.99%			5555	40099					

District	Registration	Ballots Cast	Turnout	CITY OF GARDEN GROVE Mayor	KARENTRACY MORELAND URDA	WILLIAM "BILL" DALTON
CITY OF GARDEN GROVE Mayor						
1st Supervisorial District	67876	414	0.61%		59	299
2nd Judicial (West Court)	79341	535	0.67%		70	393
2nd Supervisorial District	71465	121	1.05%		11	94
34th Senate District	64987	398	0.61%		57	287
35th Senate District	14354	137	0.95%		13	106
40th Congressional District	20922	179	0.86%		17	143
46th Congressional District	2749	12	0.44%		2	0
47th Congressional District	55679	344	0.62%		51	241
67th Assembly District	11206	121	1.08%		11	94
68th Assembly District	52894	324	0.61%		40	243
69th Assembly District	15241	90	0.59%		19	56
Anaheim City School District	142	0	0.00%		0	0
Anaheim Union High School District	195	0	0.00%		0	0
Coast Community College District	41733	281	0.67%		30	206
Coast Community College District Trustee Area	9310	91	0.98%		8	59
Coast Community College District Trustee Area	32423	190	0.59%		22	137
County Board of Education Trustee Area 1	67852	414	0.61%		59	299
County Board of Education Trustee Area 2	11489	121	1.05%		11	94
Garden Grove	79341	535	0.67%		70	393
Garden Grove Unified School District	72525	483	0.67%		66	358
Huntington Beach Union High School District	3861	36	0.93%		4	25
Magnolia School District	54	0	0.00%		0	0
Municipal Water District Of Orange County	73214	505	0.69%		62	375
Municipal Water District of Orange County Div	46996	272	0.58%		40	196
Municipal Water District of Orange County Div	27163	242	0.89%		22	186
North Orange County Community College Dis	13366	101	0.76%		12	84
North Orange County Community College Dis	11187	71	0.63%		9	59
North Orange County Community College Dist	2179	30	1.38%		3	25
Orange County	79341	535	0.67%		70	393
Orange County Water District	79341	535	0.67%		70	393
Orange County Water District Division 1	38563	321	0.58%		50	249
Orange County Water District Division 2	1577	0	0.00%		0	0
Orange County Water District Division 4	20701	194	0.94%		20	141
Orange Unified School District	2759	16	0.58%		0	10
Orange Unified School District Trustee Area 2	2759	16	0.58%		0	10
Rancho Santiago Community College District	24242	153	0.63%		28	103
Rancho Santiago Community College District	24973	135	0.62%		24	92
State Board of Equalization (3rd District)	79341	535	0.67%		70	393
Westminster School District	3861	36	0.93%		4	25
Totals:	79341	535	0.67%		70	393

District	Registration	Ballots Cast	Turnout	CITY OF GARDEN GROVE Mayor	KARENTRACY MORELAND URDA	WILLIAM "BILL" DALTON
CITY OF GARDEN GROVE Mayor						
1st Supervisorial District	57878	21723	32.00%		2290	17540
2nd Judicial (West Court)	79341	25232	31.80%		2607	20380
2nd Supervisorial District	14468	3509	30.61%		317	2840
34th Senate District	64987	20780	31.98%		2201	16769
35th Senate District	14354	4452	31.02%		406	3611
40th Congressional District	20922	6407	30.62%		632	5156
46th Congressional District	2749	782	28.45%		62	633
47th Congressional District	55670	18043	32.41%		1913	14591
67th Assembly District	11208	3508	31.30%		316	2840
68th Assembly District	52894	17136	32.40%		1721	13899
69th Assembly District	15241	4588	30.10%		570	3641
Anaheim City School District	142	2	1.41%		1	1
Anaheim Union High School District	195	3	1.53%		2	1
Coast Community College District	41733	13510	32.37%		1261	10990
Coast Community College District Trustee Area	9310	2913	31.29%		252	2358
Coast Community College District Trustee Area	32423	10597	32.68%		1009	8632
County Board of Education Trustee Area 1	67852	21723	32.02%		2290	17540
County Board of Education Trustee Area 2	11489	3509	30.54%		317	2840
Garden Grove	79341	25232	31.80%		2607	20380
Garden Grove Unified School District	72525	23270	32.09%		2391	18862
Huntington Beach Union High School District	3867	1218	31.55%		130	933
Magnolia School District	54	1	1.85%		1	0
Municipal Water District Of Orange County	73214	23260	31.77%		2428	18767
Municipal Water District of Orange County Div	46996	15174	32.29%		1657	12242
Municipal Water District of Orange County Div	27167	8422	31.01%		809	6892
North Orange County Community College Dis	13866	4031	30.16%		435	3240
North Orange County Community College Dis	11167	3435	30.71%		371	2758
North Orange County Community College Dist	2179	596	27.35%		65	482
Orange County	79341	25232	31.80%		2607	20380
Orange County Water District	79341	25232	31.80%		2607	20380
Orange County Water District Division 1	58563	18780	32.07%		1995	15191
Orange County Water District Division 2	77	0	0.00%		0	0
Orange County Water District Division 4	20701	6452	31.17%		612	5189
Orange Unified School District	2759	741	26.86%		84	584
Orange Unified School District Trustee Area 2	2759	741	26.86%		84	584
Rancho Santiago Community College District	24242	7691	31.73%		910	6150
Rancho Santiago Community College District	24911	6901	31.50%		826	5505
State Board of Equalization (3rd District)	79341	25232	31.80%		2607	20380
Westminster School District	3867	1218	31.55%		130	933
Totals:	79341	25232	31.80%		2607	20380

District	Registration	Ballots Cast	Turnout	CITY OF GARDEN GROVE Mayor	KARENTRACY MORELAND URDA	WILLIAM "BILL" DALTON
CITY OF GARDEN GROVE Mayor						
1st Supervisorial District	67876	42603	62.77%		4777	33008
2nd Judicial (West Court)	79341	51565	64.99%		5555	40099
2nd Supervisorial District	11465	8952	78.11%		748	7091
34th Senate District	64987	40761	62.72%		4582	31568
35th Senate District	14354	10804	75.27%		973	8531
40th Congressional District	20922	15243	72.86%		1489	12033
46th Congressional District	2749	1721	62.60%		145	1336
47th Congressional District	35670	34601	62.15%		3921	26730
67th Assembly District	14206	8818	78.69%		761	6992
68th Assembly District	52894	33643	63.60%		3573	26210
69th Assembly District	15241	9104	59.73%		1221	6897
Anaheim City School District	142	102	71.83%		14	81
Anaheim Union High School District	196	130	66.33%		19	99
Coast Community College District	41733	27440	65.75%		2674	21390
Coast Community College District Trustee Area 1	9310	7328	78.71%		636	5767
Coast Community College District Trustee Area 2	32423	20112	62.03%		2038	15623
County Board of Education Trustee Area 1	67852	42595	62.78%		4776	33002
County Board of Education Trustee Area 2	11489	8970	78.07%		779	7097
Garden Grove	79341	51565	64.99%		5555	40099
Garden Grove Unified School District	72525	47501	65.50%		5063	37083
Huntington Beach Union High School District	3867	2357	61.05%		273	1726
Magnolia School District	54	28	51.85%		5	18
Municipal Water District Of Orange County	73214	47707	65.16%		5181	37086
Municipal Water District of Orange County Division 1	46996	29553	62.88%		3418	22896
Municipal Water District of Orange County Division 2	27461	18743	69.01%		1815	14559
North Orange County Community College District	13366	8979	67.18%		976	7077
North Orange County Community College District	11187	7337	65.59%		833	5717
North Orange County Community College District	2179	1642	75.36%		143	1330
Orange County	79341	51565	64.99%		5555	40099
Orange County Water District	79341	51565	64.99%		5555	40099
Orange County Water District Division 1	58563	36924	63.05%		4168	28675
Orange County Water District Division 2	377	50	64.94%		8	41
Orange County Water District Division 4	120701	14594	70.48%		1379	11383
Orange Unified School District	2759	1577	57.16%		198	1191
Orange Unified School District Trustee Area 2	2759	1577	57.16%		198	1191
Rancho Santiago Community College District	24242	15146	62.48%		1905	11632
Rancho Santiago Community College District	24941	13772	62.85%		1730	10568
State Board of Equalization 3rd District	79341	51565	64.99%		5555	40099
Westminster School District	3867	2357	61.05%		273	1726
Totals:	79341	51565	64.99%		5555	40099

CITY OF GARDEN GROVE Member, City Council												
Precinct	Registration	Ballots Cast	Turnout	CITY OF GARDEN GROVE Member, City Council	ANDREW DO	CHARLES A. "MITCH" MITCHELL JR.	LINH HO	PAUL LUCAS	ROBIN PEACE MARCARIO	STEVE JONES	TOM BAILOR	
0014002	933	616	66.02%		145	50	90	80	145	207	55	
0014005	745	513	68.86%		98	40	85	73	113	174	44	
0014008	1300	878	67.62%		204	80	240	109	223	239	43	
0014009	1256	837	66.64%		226	50	215	78	279	244	46	
0014012	1004	565	56.27%		114	48	85	74	181	181	49	
0014013	544	386	70.96%		86	44	49	46	129	154	28	
0014014	1055	756	71.99%		167	79	139	86	187	323	50	
0014015	805	526	65.25%		136	42	88	52	96	168	38	
0014016	1780	478	26.85%		96	38	68	65	126	156	43	
0014018	1074	653	60.80%		171	55	149	79	138	170	51	
0014020	959	562	58.60%		117	56	75	113	132	200	54	
0014021	649	404	62.25%		100	41	61	60	80	122	26	
0014023	664	470	71.00%		102	48	93	71	89	180	43	
0014024	956	659	68.92%		195	66	118	87	155	223	50	
0014026	943	646	68.50%		156	55	108	100	146	256	56	
0014027	807	505	62.58%		111	46	83	78	103	180	44	
0014029	1096	784	71.53%		168	49	177	102	201	241	63	
0014031	1128	651	57.71%		179	52	137	76	115	199	45	
0014032	1096	810	73.91%		169	77	160	120	171	287	65	
0014033	700	426	60.86%		90	40	77	61	113	153	33	
0014034	974	542	55.65%		135	56	89	77	109	172	49	
0014035	1184	799	67.48%		203	57	169	117	188	243	60	
0014036	923	570	61.76%		129	43	93	65	96	204	37	
0014037	1236	749	60.60%		227	54	172	100	135	241	52	
0014040	794	514	64.74%		162	24	156	57	73	147	24	
0014042	629	350	55.64%		91	26	72	50	60	99	19	
0014044	422	290	68.72%		67	28	60	46	50	73	19	
0014045	882	512	58.05%		146	24	135	60	80	113	28	
0014047	1258	746	59.30%		240	34	209	71	105	182	33	
0014050	318	212	66.67%		41	25	28	29	38	57	21	
0014051	0	0	0.00%		0	0	0	0	0	0	0	
0014053	1338	741	55.38%		213	40	188	103	104	196	46	
0014055	38	22	57.89%		4	1	11	0	2	3	1	
0014058	596	393	65.94%		119	35	96	45	48	91	21	
0014059	1061	676	63.71%		203	35	179	67	135	218	30	
0014063	741	455	61.40%		149	53	126	43	58	111	31	
0014065	509	282	55.40%		74	16	47	41	64	90	21	
0014066	738	488	66.12%		145	61	67	58	86	177	38	
0014069	1231	736	59.79%		183	55	157	91	166	203	50	
0014070	64	41	64.06%		10	7	4	3	10	21	3	
0014071	924	585	63.31%		142	34	133	75	119	176	43	
0014075	728	589	80.91%		76	47	30	80	175	229	31	
0014078	1063	791	74.41%		117	70	94	89	216	303	57	
0014080	735	548	74.56%		73	48	47	60	176	186	39	
0014082	859	663	77.18%		103	66	42	85	228	213	71	
0014084	904	720	79.65%		99	51	103	85	209	285	63	
0014085	624	494	79.17%		90	46	30	67	177	176	40	
0014086	950	798	84.00%		121	48	86	99	250	285	52	
0014089	808	687	85.02%		128	57	31	89	204	295	57	
0014090	726	591	81.40%		99	52	36	66	147	256	45	

Precinct	Registration	Ballots Cast	Turnout	CITY OF GARDEN GROVE Member, City Council	ANDREW DO	CHARLES A. "MITCH" MITCHELL JR.	LINH HO	PAUL LUCAS	ROBIN PEACE MARCARIO	STEVE JONES	TOM BAILOR
0014091	357	435	73.10%		78	34	22	47	107	158	23
0014092	896	720	80.36%		140	43	42	72	189	275	58
0014218	1239	763	61.58%		151	52	173	106	158	226	50
0014221	1228	669	54.48%		194	26	147	105	135	162	55
0014226	1449	862	59.49%		275	47	244	107	129	188	53
0014228	613	484	78.96%		110	44	53	51	98	154	44
0014229	992	649	65.42%		105	58	81	107	174	235	52
0014231	29	22	75.86%		8	3	1	0	3	8	3
0014234	1032	707	68.51%		156	62	111	111	169	233	60
0014235	984	589	59.86%		124	53	92	92	140	193	43
0014236	1424	926	65.03%		196	63	209	150	190	254	78
0014239	361	538	62.49%		135	30	126	83	105	152	45
0014241	1198	730	60.93%		175	61	139	107	162	196	67
0014244	969	566	58.41%		116	52	110	89	114	154	38
0014246	1087	771	70.93%		157	67	140	99	187	244	48
0014247	575	401	69.74%		100	11	127	44	71	110	25
0014248	24	8	33.33%		1	2	1	1	2	3	3
0014249	1018	634	62.28%		162	44	158	68	112	195	34
0014250	1110	628	56.58%		234	24	111	50	66	155	25
0014252	827	522	63.12%		165	24	140	54	75	132	19
0014254	992	660	66.53%		163	62	111	99	139	233	50
0014255	37	27	72.97%		9	1	3	1	6	4	2
0014256	0	0	0.00%		0	0	0	0	0	0	0
0014257	742	410	55.26%		143	18	112	24	49	98	25
0014258	80	55	68.75%		13	2	10	6	11	18	3
0014275	859	598	69.62%		193	41	196	67	73	142	32
0014277	693	498	71.86%		71	51	31	60	139	167	53
0014278	547	433	79.16%		59	33	33	58	124	161	40
0014282	259	144	55.60%		26	12	16	20	33	29	19
0014285	54	28	51.85%		0	4	2	3	5	9	4
0014291	142	102	71.83%		33	6	20	8	16	16	10
0014295	811	452	55.73%		97	50	70	55	122	135	39
0014297	1123	725	64.56%		212	67	150	87	136	227	44
0014298	665	394	59.25%		96	40	73	53	53	150	28
0014299	205	129	62.93%		16	9	34	10	11	35	8
0014302	89	56	62.92%		5	6	12	6	17	17	3
0014303	69	41	59.42%		24	2	17	0	4	8	3
0014306	1254	805	64.19%		212	33	226	86	118	207	49
0014308	931	606	65.09%		127	52	87	83	196	234	52
0014316	794	530	66.75%		106	53	78	74	128	202	32
0014317	966	566	58.59%		206	34	162	60	76	156	23
0014601	989	535	54.10%		202	29	168	19	68	131	26
0014602	943	589	62.46%		168	40	149	51	34	143	40
0014603	994	620	62.37%		219	31	207	43	64	142	25
0014604	630	376	59.68%		117	21	98	44	63	82	18
0014605	1578	962	60.96%		260	77	218	132	195	241	56
0014606	1821	989	54.31%		226	80	191	158	204	266	84
0014607	1146	851	74.25%		118	79	65	116	230	294	74
0014901	77	50	64.94%		5	8	3	12	9	21	6
0014902	0	0	0.00%		0	0	0	0	0	0	0

Precinct	Registration	Ballots Cast	Turnout	CITY OF GARDEN GROVE Member, City Council	ANDREW DO	CHARLES A. "MITCH" MITCHELL JR.	LINH HO	PAUL LUCAS	ROBIN PEACE MARCARIO	STEVE JONES	TOM BAILOR
Totals:	79341	51565	64.99%		12360	4016	9856	6549	11191	16157	3678

CITY OF GARDEN GROVE Member, City Council						
Precinct	Registration	Ballots Cast	Turnout	CITY OF GARDEN GROVE Member, City Council	TONY FLORES	TRUNG NGUYEN
0014002	933	516	66.02%		74	96
0014005	745	513	68.86%		48	90
0014008	1300	879	67.62%		80	183
0014009	1256	837	66.64%		68	139
0014012	1004	565	56.27%		54	106
0014013	544	386	70.96%		40	58
0014014	1055	756	70.99%		55	133
0014015	806	526	65.26%		49	104
0014016	780	478	61.28%		49	63
0014018	1074	653	60.80%		91	112
0014020	959	562	58.60%		60	82
0014021	649	404	62.25%		57	61
0014023	661	470	71.10%		44	89
0014024	966	659	68.22%		67	109
0014026	943	646	68.50%		42	126
0014027	807	505	62.58%		47	77
0014029	1096	784	71.53%		60	174
0014031	1128	651	57.71%		47	122
0014032	1096	810	73.91%		63	145
0014033	700	426	60.86%		40	79
0014034	974	542	55.65%		54	98
0014035	1184	799	67.48%		71	131
0014036	923	570	61.76%		51	96
0014037	1236	749	60.60%		51	165
0014040	794	534	67.25%		67	90
0014042	629	350	55.64%		45	79
0014044	422	290	68.72%		37	44
0014045	882	512	58.05%		83	90
0014047	1258	746	59.30%		61	226
0014050	318	212	66.67%		23	37
0014051	0	0	0.00%		0	0
0014053	1338	741	55.38%		64	175
0014055	38	22	57.89%		2	12
0014058	596	393	65.94%		36	98
0014059	1061	676	63.71%		36	172
0014063	741	455	61.40%		36	123
0014066	589	282	47.89%		32	45
0014066	738	488	66.12%		45	82
0014069	1231	736	59.79%		80	169
0014070	64	41	64.06%		3	12
0014071	924	585	63.31%		43	122
0014075	728	589	80.91%		161	41
0014078	1063	791	74.41%		75	83
0014080	735	548	74.56%		101	65
0014082	859	663	77.18%		146	57
0014084	904	720	79.65%		99	69
0014085	624	494	79.17%		103	44
0014086	950	798	84.00%		210	59
0014089	808	687	85.02%		137	74
0014090	726	591	81.40%		107	86

Precinct	Registration	Ballots Cast	Turnout	CITY OF GARDEN GROVE Member, City Council	TONY FLORES	TRUNG NGUYEN
0014091	557	435	78.10%		54	40
0014092	896	720	80.36%		239	63
0014218	1239	763	61.58%		114	117
0014221	1228	669	54.48%		106	120
0014226	1449	862	59.49%		123	202
0014228	613	484	78.96%		53	76
0014229	992	649	65.42%		89	94
0014231	29	22	75.86%		2	6
0014234	1032	707	68.51%		82	117
0014235	984	589	59.86%		73	75
0014236	1424	926	65.03%		133	117
0014239	861	538	62.49%		55	94
0014241	1198	730	60.93%		85	131
0014244	969	566	58.41%		107	118
0014246	1087	771	70.93%		74	165
0014247	575	401	69.74%		45	102
0014248	24	3	33.33%		1	0
0014249	1018	634	62.28%		60	157
0014250	1110	623	56.58%		21	59
0014252	827	522	63.12%		53	134
0014254	992	660	66.53%		82	133
0014255	37	27	72.97%		0	15
0014256	0	0	0.00%		0	0
0014257	742	410	55.26%		21	121
0014258	80	55	68.75%		4	9
0014275	859	598	69.62%		23	148
0014277	693	498	71.86%		86	56
0014278	547	433	79.16%		133	37
0014282	259	144	55.60%		14	26
0014285	54	28	51.85%		3	5
0014291	142	102	71.83%		14	10
0014295	811	452	55.73%		106	53
0014297	1123	725	64.56%		81	134
0014298	665	394	59.25%		36	81
0014299	205	129	62.93%		4	41
0014302	89	55	62.92%		3	14
0014303	69	41	59.42%		0	16
0014306	1254	805	64.19%		66	191
0014308	931	606	65.09%		47	104
0014316	794	530	66.75%		65	93
0014317	966	556	58.69%		33	155
0014601	989	535	54.10%		48	124
0014602	943	589	62.46%		46	159
0014603	994	620	62.37%		33	181
0014604	630	376	59.68%		29	96
0014605	1578	962	60.96%		72	217
0014606	1321	989	74.87%		123	163
0014607	1116	851	76.25%		181	121
0014901	7	50	64.94%		11	5
0014902	0	0	0.00%		0	0

Precinct	Registration	Ballots Cast	Turnout	CITY OF GARDEN GROVE Member, City Council	TONY FLORES	TRUNG NGUYEN
Totals:	79341	51565	64.99%		6330	9391

CITY OF GARDEN GROVE Member, City Council										
District	Registration	Ballots Cast	Turnout	CITY OF GARDEN GROVE Member, City Council	ANDREW DO	CHARLES A. "MITCH" MITCHELL JR.	LINH HO	PAUL LUCAS	ROBIN PEACE MARCARIO	
1st Supervisorial District	57876	414	0.64%		77	49	62	77	110	
2nd Judicial (West Court)	79341	535	0.67%		95	66	76	103	151	
2nd Supervisorial District	11465	121	1.06%		18	17	14	26	41	
34th Senate District	64987	398	0.61%		72	47	60	73	107	
35th Senate District	14354	137	0.95%		23	19	16	30	44	
40th Congressional District	20922	179	0.86%		28	20	23	36	55	
46th Congressional District	2749	12	0.44%		0	0	0	2	0	
47th Congressional District	55670	344	0.62%		63	46	50	65	95	
67th Assembly District	11206	121	1.08%		18	17	14	26	41	
68th Assembly District	52894	324	0.61%		62	37	50	58	91	
69th Assembly District	15241	90	0.59%		15	12	12	19	19	
Anaheim City School District	142	0	0.00%		0	0	0	0	0	
Anaheim Union High School District	495	0	0.00%		0	0	0	0	0	
Coast Community College District	41733	281	0.67%		51	34	40	49	82	
Coast Community College District Trustee Area	9340	91	0.98%		13	10	10	19	33	
Coast Community College District Trustee Area	32423	190	0.59%		38	24	31	30	49	
County Board of Education Trustee Area 1	67852	414	0.61%		77	49	62	77	110	
County Board of Education Trustee Area 2	11489	121	1.05%		18	17	14	26	41	
Garden Grove	79341	535	0.67%		95	66	76	103	151	
Garden Grove Unified School District	72525	483	0.67%		86	58	70	95	147	
Huntington Beach Union High School District	3861	36	0.93%		5	5	6	5	7	
Magnolia School District	54	0	0.00%		0	0	0	0	0	
Municipal Water District Of Orange County	73214	505	0.69%		90	63	74	95	143	
Municipal Water District of Orange County Div	46996	272	0.58%		51	34	45	50	74	
Municipal Water District of Orange County Div	27161	242	0.89%		40	30	29	45	73	
North Orange County Community College Dis	13366	101	0.76%		19	10	18	22	29	
North Orange County Community College Dis	11487	71	0.63%		14	3	13	15	21	
North Orange County Community College Dist	2179	30	1.38%		5	7	5	7	8	
Orange County	79341	535	0.67%		95	66	76	103	151	
Orange County Water District	79341	535	0.67%		95	66	76	103	151	
Orange County Water District Division 1	58563	341	0.58%		63	41	53	65	93	
Orange County Water District Division 2	77	0	0.00%		0	0	0	0	0	
Orange County Water District Division 4	20701	194	0.94%		32	25	23	38	58	
Orange Unified School District	2759	16	0.58%		2	3	0	3	3	
Orange Unified School District Trustee Area 2	2759	16	0.58%		2	3	0	3	3	
Rancho Santiago Community College District	24242	153	0.63%		25	22	18	32	40	
Rancho Santiago Community College District	21941	135	0.62%		20	22	14	27	37	
State Board of Equalization (3rd District)	79841	535	0.67%		95	66	76	103	151	
Westminster School District	3861	36	0.93%		5	5	6	5	7	
Totals:	79341	535	0.67%		95	66	76	103	151	

CITY OF GARDEN GROVE Member, City Council									
District	Registration	Ballots Cast	Turnout	CITY OF GARDEN GROVE Member, City Council	STEVE JONES	TOM BAILOR	TONY FLORES	TRUNG NGUYEN	
1st Supervisorial District	67876	474	0.671%		116	44	48	61	
2nd Judicial (West County)	79341	535	0.671%		164	46	82	72	
2nd Supervisorial District	11495	121	1.06%		48	2	34	11	
34th Senate District	64987	398	0.61%		112	41	46	58	
35th Senate District	14354	137	0.95%		52	5	36	14	
40th Congressional District	20922	179	0.86%		74	5	45	20	
46th Congressional District	2749	12	0.44%		2	1	0	3	
47th Congressional District	55670	344	0.62%		88	40	37	49	
67th Assembly District	11206	121	1.08%		48	2	34	11	
68th Assembly District	52894	324	0.61%		93	37	37	46	
69th Assembly District	15241	90	0.59%		23	7	11	15	
Anaheim City School District	142	0	0.00%		0	0	0	0	
Anaheim Union High School District	196	0	0.00%		0	0	0	0	
Coast Community College District	41733	281	0.67%		82	22	48	38	
Coast Community College District Trustee Area	9340	91	0.98%		39	2	29	7	
Coast Community College District Trustee Area	32423	190	0.59%		43	20	19	31	
County Board of Education Trustee Area 1	67852	414	0.61%		116	44	48	61	
County Board of Education Trustee Area 2	11489	121	1.05%		48	2	34	11	
Garden Grove	79341	535	0.671%		164	46	82	72	
Garden Grove Unified School District	72528	483	0.67%		150	43	78	63	
Huntington Beach Union High School District	3861	36	0.93%		9	2	2	3	
Magnolia School District	54	0	0.00%		0	0	0	0	
Municipal Water District Of Orange County	73214	505	0.69%		153	43	80	69	
Municipal Water District of Orange County Div	46996	272	0.58%		71	28	32	41	
Municipal Water District of Orange County Div	27161	212	0.89%		84	15	19	31	
North Orange County Community College Dis	13366	101	0.76%		39	7	15	13	
North Orange County Community College Dis	11187	71	0.63%		30	7	10	9	
North Orange County Community College Dist	2179	30	1.38%		9	0	5	4	
Orange County	79341	535	0.67%		164	46	82	72	
Orange County Water District	79341	535	0.67%		164	46	82	72	
Orange County Water District Division 1	58563	343	0.58%		99	38	40	47	
Orange County Water District Division 2	1777	10	0.00%		0	0	0	0	
Orange County Water District Division 4	20701	194	0.94%		65	8	42	25	
Orange Unified School District	2759	16	0.58%		5	1	2	0	
Orange Unified School District Trustee Area 2	2759	16	0.58%		5	1	2	0	
Rancho Santiago Community College District	24242	153	0.63%		43	17	19	21	
Rancho Santiago Community College District	21911	135	0.62%		39	15	18	18	
State Board of Equalization (3rd District)	79341	535	0.67%		164	46	82	72	
Westminster School District	3861	36	0.93%		9	2	2	3	
Totals:	79341	535	0.67%		164	46	82	72	

CITY OF GARDEN GROVE Member, City Council										
District	Registration	Ballots Cast	Turnout	CITY OF GARDEN GROVE Member, City Council	ANDREW DO	CHARLES A. "MITCH" MITCHELL JR.	LINH HO	PAUL LUCAS	ROBIN PEACE MARCARIO	
1st Supervisorial District	67876	21723	32.00%		7009	1465	5784	2439	3692	
2nd Judicial (West Court)	79341	25232	31.80%		7662	1731	6054	2891	4670	
2nd Supervisorial District	11465	3509	30.64%		653	266	270	452	978	
34th Senate District	64987	20780	31.98%		6693	1420	5537	2355	3546	
35th Senate District	14354	4452	31.02%		969	311	517	536	1124	
40th Congressional District	20922	6407	30.62%		1503	540	863	833	1596	
46th Congressional District	2749	782	28.45%		319	36	298	59	73	
47th Congressional District	55670	18043	32.41%		5840	1155	4893	1999	3001	
67th Assembly District	11206	3508	31.30%		653	266	270	452	978	
68th Assembly District	52894	17136	32.40%		5593	1153	4561	1880	2894	
69th Assembly District	15241	4588	30.10%		1416	312	1223	559	798	
Anaheim City School District	142	2	1.41%		1	0	0	0	0	
Anaheim Union High School District	96	3	3.33%		0	0	1	0	0	
Coast Community College District	41333	13510	32.67%		4319	786	3413	1396	2415	
Coast Community College District Trustee Area	9310	2913	31.29%		561	221	200	368	815	
Coast Community College District Trustee Area	32423	10597	32.68%		3758	565	3213	1028	1600	
County Board of Education Trustee Area 1	67852	21723	32.02%		7009	1465	5784	2439	3692	
County Board of Education Trustee Area 2	11489	3509	30.54%		653	266	270	452	978	
Garden Grove	79341	25232	31.80%		7662	1731	6054	2891	4670	
Garden Grove Unified School District	72326	23270	32.09%		7043	1596	5521	2697	4398	
Huntington Beach Union High School District	3861	1218	31.55%		423	74	350	106	150	
Magnolia School District	54	1	1.85%		0	0	1	0	0	
Municipal Water District Of Orange County	73214	23260	31.77%		7003	1607	5461	2700	4352	
Municipal Water District of Orange County Div	46996	15174	32.29%		4857	1041	3906	1778	2635	
Municipal Water District of Orange County Div	27161	8422	31.01%		2268	584	1655	950	1748	
North Orange County Community College Dis	13386	4031	30.16%		1083	356	799	525	889	
North Orange County Community College Dis	11487	3435	30.74%		991	311	729	441	726	
North Orange County Community College Dist	2179	596	27.35%		92	45	70	84	163	
Orange County	79341	25232	31.80%		7662	1731	6054	2891	4670	
Orange County Water District	79341	25232	31.80%		7662	1731	6054	2891	4670	
Orange County Water District Division 1	58563	18788	32.07%		5868	1302	4934	2157	3292	
Orange County Water District Division 2	177	0	0.00%		0	0	0	0	0	
Orange County Water District Division 4	20701	6452	31.17%		1694	429	1120	734	1378	
Orange Unified School District	2759	741	26.86%		225	61	182	88	127	
Orange Unified School District Trustee Area 2	2759	741	26.86%		225	61	182	88	127	
Rancho Santiago Community College District	24242	7691	31.73%		2260	589	1842	970	1366	
Rancho Santiago Community College District	21911	6901	31.50%		1933	554	1563	892	1278	
State Board of Equalization (3rd District)	79341	25232	31.80%		7662	1731	6054	2891	4670	
Westminster School District	3861	1218	31.55%		423	74	350	106	150	
Totals:	79341	25232	31.80%		7662	1731	6054	2891	4670	

CITY OF GARDEN GROVE Member, City Council									
District	Registration	Ballots Cast	Turnout	CITY OF GARDEN GROVE Member, City Council	STEVE JONES	TOM BAILOR	TONY FLORES	TRUNG NGUYEN	
1st Supervisorial District	67876	21723	32.00%		6640	1299	1506	5296	
2nd Judicial (West Court)	79341	25232	31.80%		7990	1551	2269	5683	
2nd Supervisorial District	11455	3509	30.61%		1350	252	763	387	
34th Senate District	64987	20780	31.98%		6328	1252	1462	5030	
35th Senate District	14354	4452	31.02%		1662	299	807	653	
40th Congressional District	20922	6407	30.62%		2468	455	972	964	
46th Congressional District	2749	782	28.45%		165	45	21	229	
47th Congressional District	55670	18043	32.41%		5357	1051	1276	4490	
57th Assembly District	11206	3508	31.30%		1350	252	763	387	
68th Assembly District	52894	17136	32.40%		5316	1009	1056	4301	
69th Assembly District	15241	4588	30.10%		1324	290	450	995	
Anaheim City School District	142	2	1.41%		0	0	1	1	
Anaheim Union High School District	196	3	1.53%		0	0	1	2	
Coast Community College District	21733	13510	32.37%		2119	743	1215	3253	
Coast Community College District Trustee Area	9310	2913	31.29%		1126	204	653	303	
Coast Community College District Trustee Area	32423	10597	32.68%		2993	539	552	2952	
County Board of Education Trustee Area 1	67852	21723	32.02%		6640	1299	1506	5296	
County Board of Education Trustee Area 2	11489	3509	30.54%		1350	252	763	387	
Garden Grove	79341	25232	31.80%		7990	1551	2269	5683	
Garden Grove Unified School District	72525	23270	32.09%		7429	1428	2150	5151	
Huntington Beach Union High School District	3864	1218	31.55%		327	72	66	356	
Magnolia School District	54	1	1.85%		0	0	0	1	
Municipal Water District Of Orange County	73214	23260	31.77%		7354	1442	2176	5144	
Municipal Water District of Orange County Div	46996	15174	32.29%		4687	948	1150	3518	
Municipal Water District of Orange County Div	27163	8422	31.01%		2749	514	1014	1738	
North Orange County Community College Dis	13366	4031	30.16%		1498	289	362	802	
North Orange County Community College Dis	11187	3435	30.71%		1274	241	262	718	
North Orange County Community College Dis	2179	596	27.35%		224	48	100	84	
Orange County	79341	25232	31.80%		7990	1551	2269	5683	
Orange County Water District	79341	25232	31.80%		7990	1551	2269	5683	
Orange County Water District Division 1	58553	18760	32.07%		5820	1143	1360	4231	
Orange County Water District Division 2	7	0	0.00%		0	0	0	0	
Orange County Water District Division 4	20701	6452	31.17%		2170	408	909	1252	
Orange Unified School District	2759	741	26.86%		234	51	52	174	
Orange Unified School District Trustee Area 2	2759	741	26.86%		234	51	52	174	
Rancho Santiago Community College District	24242	7691	31.73%		2373	519	692	1626	
Rancho Santiago Community College District	21914	6901	31.50%		2202	480	625	1411	
State Board of Equalization (3rd District)	79341	25232	31.80%		7990	1551	2269	5683	
Westminster School District	3864	1218	31.55%		327	72	66	356	
Totals:	79341	25232	31.80%		7990	1551	2269	5683	

CITY OF GARDEN GROVE Member, City Council										
District	Registration	Ballots Cast	Turnout	CITY OF GARDEN GROVE Member, City Council	ANDREW DO	CHARLES A. "MITCH" MITCHELL JR.	LINH HO	PAUL LUCAS	ROBIN PEACE MARCARIO	
1st Supervisorial District	67876	42603	62.77%		10957	3279	9148	5456	8585	
2nd Judicial (West Court)	79341	51565	64.99%		12360	4016	9856	6549	11191	
2nd Supervisorial District	11465	8962	78.17%		1403	737	708	1093	2606	
34th Senate District	64987	40761	62.72%		10436	3136	8744	5264	8279	
35th Senate District	14354	10804	75.27%		1924	880	1112	1285	2912	
40th Congressional District	20922	15243	72.86%		2890	1357	1726	1973	4081	
46th Congressional District	2749	1721	62.60%		557	111	513	164	239	
47th Congressional District	55670	34601	62.15%		8913	2548	7617	4412	6871	
67th Assembly District	11206	8818	78.69%		1377	725	692	1073	2573	
68th Assembly District	52894	33643	63.60%		8772	2629	7188	4169	6781	
69th Assembly District	15241	9104	59.73%		2211	662	1976	1307	1837	
Anaheim City School District	142	102	71.83%		33	6	20	8	16	
Anaheim Union High School District	196	130	66.33%		33	10	22	11	21	
Coast Community College District	41733	27440	65.75%		6828	1943	5488	3167	5889	
Coast Community College District Trustee Area	9310	7323	78.74%		1169	590	550	889	2162	
Coast Community College District Trustee Area	32423	20112	62.03%		5659	1353	4938	2278	3727	
County Board of Education Trustee Area 1	67852	42595	62.78%		10956	3277	9147	5455	8583	
County Board of Education Trustee Area 2	11489	8970	78.07%		1404	739	709	1094	2608	
Garden Grove	79341	51565	64.99%		12360	4016	9856	6549	11191	
Garden Grove Unified School District	72525	47501	65.50%		11298	3681	8976	6012	10594	
Huntington Beach Union High School District	3861	2357	61.05%		663	198	538	273	348	
Magnolia School District	54	28	51.85%		0	4	2	3	5	
Municipal Water District Of Orange County	73214	47707	65.16%		11317	3742	8947	6129	10443	
Municipal Water District of Orange County Div	46996	29553	62.88%		7474	2256	6214	3931	6071	
Municipal Water District of Orange County Div	27169	18743	69.01%		4011	1526	2882	2219	4456	
North Orange County Community College Dis	13366	8979	67.18%		1966	839	1380	1223	2134	
North Orange County Community College Dist	11187	7337	65.69%		1731	690	1221	1018	1688	
North Orange County Community College Dist	2179	1642	75.36%		235	149	159	205	446	
Orange County	79341	51565	64.99%		12360	4016	9856	6549	11191	
Orange County Water District	79341	51565	64.99%		12360	4016	9856	6549	11191	
Orange County Water District Division 1	58563	36924	63.05%		9383	2829	7851	4792	7646	
Orange County Water District Division 2	77	50	64.94%		5	8	3	12	9	
Orange County Water District Division 4	20704	14591	70.48%		2972	1179	2062	1745	3586	
Orange Unified School District	2759	1577	57.16%		366	127	320	253	318	
Orange Unified School District Trustee Area 2	2759	1577	57.16%		366	127	320	253	318	
Rancho Santiago Community College District	24242	15146	62.48%		3566	1234	2988	2159	3168	
Rancho Santiago Community College District	21971	13772	62.85%		3145	1163	2609	1992	2959	
State Board of Equalization (3rd District)	79341	51565	64.99%		12360	4016	9856	6549	11191	
Westminster School District	3861	2357	61.05%		663	198	538	273	348	
Totals:	79341	51565	64.99%		12360	4016	9856	6549	11191	

CITY OF GARDEN GROVE Member, City Council									
District	Registration	Ballots Cast	Turnout	CITY OF GARDEN GROVE Member, City Council	STEVE JONES	TOM BAILOR	TONY FLORES	TRUNG NGUYEN	
1st Supervisorial District	67876	42603	62.77%		12845	2956	4284	8470	
2nd Judicial (West Court)	79341	51565	64.99%		16157	3678	6330	9391	
2nd Supervisorial District	14465	8962	78.17%		3312	722	2046	921	
34th Senate District	64987	40761	62.72%		12235	2844	4149	8042	
35th Senate District	14354	10804	75.27%		3922	834	2181	1349	
40th Congressional District	20922	15243	72.86%		5672	1218	2658	2005	
46th Congressional District	2749	1721	62.50%		424	98	77	425	
47th Congressional District	55670	34601	62.15%		10061	2362	3595	6941	
67th Assembly District	11206	3818	78.69%		3283	703	2032	895	
68th Assembly District	52894	33643	63.60%		10412	2287	2986	6935	
69th Assembly District	15241	9104	59.73%		2462	688	1312	1561	
Anaheim City School District	142	102	71.83%		46	10	14	10	
Anaheim Union High School District	106	80	66.33%		55	11	17	15	
Coast Community College District	41733	27440	65.75%		8438	1811	3284	5273	
Coast Community College District Trustee Area	9510	7328	78.71%		2718	594	1691	747	
Coast Community College District Trustee Area	32423	20112	62.03%		5720	1217	1593	4556	
County Board of Education Trustee Area 1	67852	42595	62.78%		12842	2953	4283	8470	
County Board of Education Trustee Area 2	11489	8970	78.07%		3315	725	2047	921	
Garden Grove	79341	51565	64.99%		16157	3678	6330	9391	
Garden Grove Unified School District	72525	47501	65.50%		15034	3368	5913	8564	
Huntington Beach Union High School District	3861	2357	61.05%		629	161	211	549	
Magnolia School District	54	28	51.85%		9	4	3	5	
Municipal Water District Of Orange County	73214	47707	65.16%		14893	3450	6063	8558	
Municipal Water District of Orange County Div	46996	29553	62.88%		8904	2135	3227	5600	
Municipal Water District of Orange County Div	27461	18743	69.01%		6132	1355	2882	3137	
North Orange County Community College Dis	13366	8979	67.18%		3254	707	1085	1503	
North Orange County Community College Dis	11187	7337	65.59%		2657	576	729	1299	
North Orange County Community College Dist	2179	1642	75.36%		597	131	356	204	
Orange County	79341	51565	64.99%		16157	3678	6330	9391	
Orange County Water District	79341	51565	64.99%		16157	3678	6330	9391	
Orange County Water District Division 1	58563	36924	63.05%		11244	2590	3825	7164	
Orange County Water District Division 2	2077	150	61.94%		21	6	11	6	
Orange County Water District Division 3	20701	14591	70.48%		4892	1082	2494	7221	
Orange Unified School District	2759	1577	57.16%		439	135	189	263	
Orange Unified School District Trustee Area 2	2759	1577	57.16%		439	135	189	263	
Rancho Santiago Community College District	24242	15146	62.48%		4465	1160	1961	2615	
Rancho Santiago Community College District	24941	13772	62.85%		4464	1079	1755	2323	
State Board of Equalization (3rd District)	79341	51565	64.99%		16157	3678	6330	9391	
Westminster School District	3861	2357	61.05%		629	161	211	549	
Totals:	79341	51565	64.99%		16157	3678	6330	9391	

Q-Garden Grove, Modification of City Council Member Term Limits											
Precinct	Registration	Ballots Cast	Turnout	Q-Garden Grove, Modification of City Council Member Term Limits	No	Yes					
0014002	933	816	66.02%		250	284					
0014005	745	513	68.86%		205	247					
0014008	1300	879	67.62%		392	384					
0014009	1256	837	66.64%		356	364					
0014012	1004	565	56.27%		256	249					
0014013	544	386	70.96%		165	187					
0014014	1065	758	70.99%		360	306					
0014015	806	526	65.26%		199	245					
0014016	780	478	61.28%		240	183					
0014018	1074	653	60.80%		309	276					
0014020	959	562	58.60%		262	229					
0014021	649	404	62.25%		180	180					
0014023	661	470	71.10%		231	198					
0014024	966	659	68.22%		297	302					
0014026	943	646	68.50%		303	279					
0014027	807	505	62.58%		203	229					
0014029	1096	784	71.53%		355	323					
0014031	1128	651	57.71%		269	265					
0014032	1096	810	73.91%		383	343					
0014033	700	426	60.86%		207	168					
0014034	974	542	55.65%		235	237					
0014035	1184	799	67.48%		359	336					
0014036	923	570	61.76%		250	219					
0014037	1236	749	60.60%		341	331					
0014040	794	514	64.74%		211	227					
0014042	629	350	55.64%		149	152					
0014044	422	290	68.72%		100	134					
0014045	882	512	58.05%		202	240					
0014047	1258	746	59.30%		288	337					
0014050	318	212	66.67%		72	100					
0014051	0	0	0.00%		0	0					
0014053	1338	741	55.38%		249	352					
0014055	38	22	57.89%		6	13					
0014058	596	393	65.94%		144	170					
0014059	1061	676	63.71%		293	286					
0014063	741	455	61.40%		198	189					
0014065	509	282	55.40%		130	120					
0014066	738	488	66.12%		196	227					
0014069	231	736	59.79%		295	348					
0014070	64	41	64.06%		15	21					
0014071	924	585	63.31%		246	257					
0014075	728	589	80.91%		296	221					
0014078	1063	791	74.41%		307	312					
0014080	735	548	74.56%		225	234					
0014082	659	663	77.18%		321	242					
0014084	904	720	79.65%		313	312					
0014085	624	494	79.17%		221	216					
0014086	950	798	84.00%		411	281					
0014089	808	687	85.02%		357	244					
0014090	726	591	81.40%		267	240					

Precinct	Registration	Ballots Cast	Turnout	Q-Garden Grove, Modification of City Council Member Term Limits	No	Yes						
0014091	557	435	78.10%		204	158						
0014092	896	720	80.36%		383	260						
0014218	1239	763	61.58%		322	330						
0014221	1228	669	54.48%		278	316						
0014226	1449	852	59.49%		309	434						
0014228	613	484	78.96%		212	297						
0014229	992	649	65.42%		309	293						
0014231	29	22	75.86%		15	6						
0014234	1032	707	68.51%		287	337						
0014235	984	589	59.86%		246	279						
0014236	1124	926	82.43%		384	405						
0014239	861	538	62.49%		234	230						
0014241	1198	730	60.93%		324	305						
0014244	969	566	58.41%		241	267						
0014246	1087	771	70.93%		337	333						
0014247	575	401	69.74%		169	179						
0014248	74	8	10.81%		5	2						
0014249	1018	534	52.46%		230	292						
0014250	1110	628	56.58%		249	295						
0014252	827	522	63.12%		202	222						
0014254	992	660	66.53%		314	277						
0014255	37	27	72.97%		7	15						
0014256	0	0	0.00%		0	0						
0014257	742	410	55.26%		154	176						
0014258	80	55	68.75%		25	26						
0014275	859	598	69.62%		239	270						
0014277	693	498	71.86%		212	198						
0014278	547	433	79.16%		222	164						
0014282	259	144	55.60%		60	38						
0014285	54	28	51.85%		7	15						
0014291	142	102	71.83%		47	47						
0014295	811	452	55.73%		219	190						
0014297	1123	725	64.56%		274	356						
0014298	665	394	59.25%		152	188						
0014299	205	129	62.93%		65	50						
0014302	89	56	62.92%		28	23						
0014303	69	41	59.42%		8	24						
0014306	1254	805	64.19%		327	366						
0014308	931	606	65.09%		304	251						
0014316	794	530	66.75%		238	241						
0014317	966	566	58.59%		270	238						
0014601	989	535	54.10%		230	241						
0014602	943	589	62.46%		270	279						
0014603	994	620	62.37%		249	270						
0014604	630	376	59.68%		149	176						
0014605	1578	962	60.96%		404	419						
0014606	821	989	120.48%		380	459						
0014607	1116	851	76.25%		422	331						
0014901	71	50	70.42%		29	16						
0014902	0	0	0.00%		0	0						

Precinct	Registration	Ballots Cast	Turnout	Q-Garden Grove, Modification of City Council Member Term Limits		No	Yes					
Totals:	79341	51565	64.99%			22344	22365					

Q-Garden Grove, Modification of City Council Member Term Limits									
District	Registration	Ballots Cast	Turnout	Q-Garden Grove, Modification of City Council Member Term Limits	No	Yes			
1st Supervisorial District	67876	414	0.61%		189	171			
2nd Judicial (West Court)	79341	535	0.67%		255	207			
2nd Supervisorial District	11465	121	1.06%		66	36			
34th Senate District	64987	398	0.61%		183	163			
35th Senate District	14354	137	0.95%		72	44			
40th Congressional District	20922	179	0.86%		86	68			
46th Congressional District	2749	12	0.44%		5	3			
47th Congressional District	55670	344	0.62%		154	136			
67th Assembly District	11206	121	1.08%		66	36			
68th Assembly District	52894	324	0.61%		153	130			
69th Assembly District	15241	90	0.59%		36	41			
Anaheim City School District	142	0	0.00%		0	0			
Anaheim Union High School District	196	0	0.00%		0	0			
Coast Community College District	41733	281	0.67%		143	95			
Coast Community College District Trustee Area	9310	91	0.98%		52	27			
Coast Community College District Trustee Area	32423	190	0.59%		91	68			
County Board of Education Trustee Area 1	67852	414	0.61%		189	171			
County Board of Education Trustee Area 2	11489	121	1.05%		66	36			
Garden Grove	79341	535	0.67%		255	207			
Garden Grove Unified School District	72525	483	0.67%		237	185			
Huntington Beach Union High School District	3861	36	0.93%		13	15			
Magnolia School District	54	0	0.00%		0	0			
Municipal Water District Of Orange County	73214	505	0.69%		240	197			
Municipal Water District of Orange County Div	46996	272	0.58%		123	114			
Municipal Water District of Orange County Div	27457	242	0.89%		124	84			
North Orange County Community College Dis	13366	101	0.76%		43	47			
North Orange County Community College Dis	11187	71	0.63%		29	38			
North Orange County Community College Dist	2179	30	1.38%		14	9			
Orange County	79341	535	0.67%		255	207			
Orange County Water District	79341	535	0.67%		255	207			
Orange County Water District Division 1	58563	341	0.58%		154	148			
Orange County Water District Division 2	77	0	0.00%		0	0			
Orange County Water District Division 4	20701	194	0.94%		101	59			
Orange Unified School District	2759	16	0.58%		5	7			
Orange Unified School District Trustee Area 2	2759	16	0.58%		5	7			
Rancho Santiago Community College District	24242	153	0.63%		69	65			
Rancho Santiago Community College District	21911	135	0.62%		53	56			
State Board of Equalization (3rd District)	79341	535	0.67%		255	207			
Westminster School District	3861	36	0.93%		13	15			
Totals:	79341	535	0.67%		255	207			

Q-Garden Grove, Modification of City Council Member Term Limits									
District	Registration	Ballots Cast	Turnout	Q-Garden Grove, Modification of City Council Member Term Limits	No	Yes			
1st Supervisorial District	67876	21723	32.00%		9610	9525			
2nd Judicial (West Court)	79341	25232	31.80%		11444	10827			
2nd Supervisorial District	11465	3509	30.61%		1825	1302			
34th Senate District	64987	20780	31.98%		9226	9096			
35th Senate District	14354	4452	31.02%		2218	1731			
40th Congressional District	20922	6407	30.62%		3250	2508			
46th Congressional District	2749	732	26.45%		311	355			
47th Congressional District	55670	18043	32.41%		7883	7964			
57th Assembly District	11206	3508	31.30%		1825	1302			
68th Assembly District	52894	17136	32.40%		7558	7526			
69th Assembly District	15241	4588	30.10%		2061	2000			
Anaheim City School District	142	2	1.41%		0	2			
Anaheim Union High School District	496	3	1.53%		0	3			
Coast Community College District	41733	13510	32.37%		6009	5782			
Coast Community College District Trustee Area	9310	2913	31.29%		1496	1094			
Coast Community College District Trustee Area	32423	10597	32.68%		4513	4688			
County Board of Education Trustee Area 1	67852	21723	32.02%		9619	9525			
County Board of Education Trustee Area 2	11489	3509	30.54%		1825	1302			
Garden Grove	79341	25232	31.80%		11444	10827			
Garden Grove Unified School District	72525	23270	32.09%		10670	9933			
Huntington Beach Union High School District	3861	1218	31.55%		470	554			
Magnolia School District	54	1	1.85%		0	1			
Municipal Water District Of Orange County	73214	23260	31.77%		10575	9986			
Municipal Water District of Orange County Div	46996	15174	32.29%		6833	6613			
Municipal Water District of Orange County Div	27161	8422	31.01%		3870	3536			
North Orange County Community College Dis	13366	4031	30.16%		1967	1681			
North Orange County Community College Dis	11187	3435	30.71%		1632	1473			
North Orange County Community College Dist	2179	596	27.35%		329	208			
Orange County	79341	25232	31.80%		11444	10827			
Orange County Water District	79341	25232	31.80%		11444	10827			
Orange County Water District Division 1	58563	18780	32.07%		8109	8217			
Orange County Water District Division 2	77	0	0.00%		0	0			
Orange County Water District Division 4	20701	6452	31.17%		3035	2610			
Orange Unified School District	2759	741	26.86%		304	337			
Orange Unified School District Trustee Area 2	2759	741	26.86%		304	337			
Rancho Santiago Community College District	24242	7691	31.73%		3474	3364			
Rancho Santiago Community College District	21911	6901	31.50%		3166	2981			
State Board of Equalization (3rd District)	79341	25232	31.80%		11444	10827			
Westminster School District	3861	1218	31.55%		470	554			
Totals:	79341	25232	31.80%		11444	10827			

Q-Garden Grove, Modification of City Council Member Term Limits									
District	Registration	Ballots Cast	Turnout	Q-Garden Grove, Modification of City Council Member Term Limits	No	Yes			
1st Supervisorial District	67876	42603	62.77%		18033	18884			
2nd Judicial (West Court)	79341	51565	64.99%		22344	22365			
2nd Supervisorial District	11465	8962	78.17%		4311	3481			
34th Senate District	64987	40761	62.72%		17299	18046			
35th Senate District	14354	10804	75.27%		5045	4319			
40th Congressional District	20922	15243	72.86%		7226	6178			
46th Congressional District	2749	1724	62.60%		649	793			
47th Congressional District	55670	34601	62.15%		14469	15394			
67th Assembly District	11206	8818	78.69%		4251	3423			
68th Assembly District	52894	33643	63.60%		14264	14836			
69th Assembly District	15241	9104	59.73%		3829	4106			
Anaheim City School District	142	102	71.83%		47	47			
Anaheim Union High School District	196	130	66.33%		54	62			
Coast Community College District	41733	27440	65.75%		11782	11691			
Coast Community College District Trustee Area	9310	7328	78.71%		3497	2840			
Coast Community College District Trustee Area	32423	20112	62.03%		8285	8851			
County Board of Education Trustee Area 1	67852	42595	62.78%		18028	18882			
County Board of Education Trustee Area 2	11489	8970	78.07%		4316	3483			
Garden Grove	79341	51565	64.99%		22344	22365			
Garden Grove Unified School District	72525	47591	65.50%		20774	20526			
Huntington Beach Union High School District	3861	2357	61.05%		873	1072			
Magnolia School District	54	28	51.85%		7	15			
Municipal Water District Of Orange County	73214	47707	65.16%		20768	20673			
Municipal Water District of Orange County Div	46996	29553	62.88%		12677	13065			
Municipal Water District of Orange County Div	27161	18743	69.01%		8311	7887			
North Orange County Community College Dist	43366	8979	67.18%		4424	3870			
North Orange County Community College Dist	14187	7337	65.59%		3305	3227			
North Orange County Community College Dist	2179	1642	75.36%		819	643			
Orange County	79341	51565	64.99%		22344	22365			
Orange County Water District	79341	51565	64.99%		22344	22365			
Orange County Water District Division 1	58563	36924	63.06%		15799	16959			
Orange County Water District Division 2	77	50	64.94%		29	16			
Orange County Water District Division 4	20703	14591	70.48%		6522	5990			
Orange Unified School District	2759	1577	57.16%		643	705			
Orange Unified School District Trustee Area 2	2759	1577	57.16%		643	705			
Rancho Santiago Community College District	24242	15146	62.48%		6438	6804			
Rancho Santiago Community College District	21911	13772	62.85%		5927	6130			
State Board of Equalization (3rd District)	79341	51565	64.99%		22344	22365			
Westminster School District	3861	2357	61.05%		873	1072			
Totals:	79341	51565	64.99%		22344	22365			

FULL TEXT OF MEASURE Q
CITY OF GARDEN GROVE

AN ORDINANCE OF THE PEOPLE OF THE CITY OF GARDEN GROVE
AMENDING SUBSECTION 020(b)(3) OF CHAPTER 4 OF TITLE 2 OF THE GARDEN
GROVE MUNICIPAL CODE RELATING TO TERM LIMITS.

THE PEOPLE OF THE CITY OF GARDEN GROVE DO HEREBY ORDAIN AS FOLLOWS:

SECTION 1. Subsection 020(b)(3) of Chapter 4 of Title 2 of the Garden Grove Municipal Code is hereby amended in its entirety to read as follows:

(3) Subsequent Terms.

(A) No person shall be eligible for further election or appointment to the office of Mayor after completing four (4) consecutive terms in that office, as set forth in subsection (b)(1) above, until not less than two (2) years has or will have elapsed between the most recent date of such person's prior service as Mayor and the effective date of such person's most recent election or appointment to such office.

(B) No person shall be eligible for further election or appointment to the office of Councilmember after completing two (2) consecutive terms in that office, as set forth in subsection (b)(2) above, until not less than two (2) years has or will have elapsed between the most recent date of such person's prior service as a Councilmember and the effective date of such person's most recent election or appointment to such office.

(C) In the context of election to office, the phrase "two years" as used in this Section 020 shall mean the period between the date of assumption of office by elected officeholders following any general municipal election held in November of any even numbered year and the date of the assumption of office by elected officeholders following any general municipal election held in November of any immediately preceding or immediately succeeding even numbered year, even though such period may be more or less than an actual period of two years. In the context of an appointment to office, the phrase "two years" shall mean two calendar years.

SECTION 2. Severability. If any section, subsection, subdivision, sentence, clause, phrase, word or portion of this Ordinance is, for any reason, held to be invalid or unconstitutional by the decision of any court of competent jurisdiction, such decision shall not affect the validity of the remaining portions of this Ordinance, which shall remain in full force and effect.

IMPARTIAL ANALYSIS BY CITY ATTORNEY
CITY OF GARDEN GROVE
MEASURE Q

In 1996, the voters of the City of Garden Grove enacted term limits applicable to the Mayor and City Council Members. Pursuant to these term limits: (1) a Mayor who has served four (4) consecutive two-year terms is thereafter ineligible to occupy the office of Mayor for one full two-year Mayoral term; and (2) a City Council Member who has served two (2) consecutive four-year terms is thereafter ineligible to occupy the office of Council Member for one full four-year Council Member term. If adopted by the electorate, this measure would amend the City's term limits ordinance to reduce the period of ineligibility to occupy the office of Council Member from four (4) years to two (2) years. The measure further provides additional clarification in the calculation of the two-year period of ineligibility.

s/ Thomas F. Nixon
City Attorney

OK
9/9/08
Kathy Bailew

ARGUMENT IN FAVOR OF MEASURE Q

Vote for Measure Q, the Fairness in Term Limits proposition.

Under current law, a mayor who has served eight years only has to sit out two years before being able to run again. But a councilmember who has served eight years has to sit out four years. This is unfair. The mayor and councilmembers should be treated equally. Measure Q fixes this.

Term limits work because they allow new people to join the city council. Measure Q won't change this. Councilmembers who have served two terms will still have to leave office and give new people a chance.

But experience counts for something too. It is important to have experienced council members on the council or our city suffers. Measure Q gives the voters a choice to vote back into office people with experience after they have left office for two years.

Ultimately it is the voters who decide whether a former councilmember can come back. A former councilmember has a track record you can judge him or her by. With Measure Q, we get the best of all possible worlds: the election of new councilmembers, and the opportunity to return people with experience if the voters so choose.

Currently, our city council has a mixture of both newer and experienced council members. Our city has benefited when it comes to new development, freeway expansion, renewal of our cultural arts, and more recreation. The voters should be given the opportunity to bring back experienced councilmembers who have brought about positive changes in our city after a two year absence.

Vote Yes on Measure Q.

s/ MARK ROSEN
Garden Grove Mayor Pro Tem

s/ BRUCE BROADWATER
Garden Grove City Councilmember

s/ CHARLES MITCHELL
Service Officer with American Legion Post 555

REBUTTAL TO ARGUMENT IN FAVOR OF MEASURE Q

The proponents say that it is "unfair" to keep the term limits previously decided by the Voters of Garden Grove. What is really "unfair" is that Mark Rosen neglects to mention that he is termed-out and cannot run again for four years – unless Measure Q passes.

The real purpose of this measure is to water down the term limits, which were decided by the Voters to prevent elected officials from becoming career politicians and getting too cozy with special interests.

When then-Mayor Bruce Broadwater fought to impose term limits in 1996, he supported the policy of making a termed-out councilmember wait a full term of four years before running again, because he believed that the process was "fair".

The proponents argue that changing the rules will allow "experienced" members to "stay longer" on the city council. If we accept this argument, why not just do away with term limits?

The proponents correctly note that our city council has both experienced and newer members. This is true, because our present policy works as it was intended. If the proponents argue that Measure Q won't change how term limits work, then why propose it?

Measure Q is an expensive ploy to get around the rules of term limits. Measure Q is not about "fairness to the People" - it is about watering down term limits decided by the Voters of Garden Grove in 1996.

Stop your vote from being invalidated. We urge you to vote NO on Measure Q.

s/ Mayor William Dalton

s/ Councilmember Dina Nguyen

OK
9/19/08
Kathy Baird

ARGUMENT AGAINST MEASURE Q

The gist of this measure is to change the length of time that a termed-out councilmember must wait before running again for city council. Currently, the waiting period is four years (one full term), but this measure would reduce the waiting period to just two years. It takes more than 240 words to say that.

Don't let a lot of deliberately confusing verbiage mislead you. This measure is just a power grab to benefit career politicians. We already have term limits in Garden Grove. Let's keep term limits in place.

It cost the City \$8,765 to place this measure on the ballot - is that a good use for your taxes? There is really no benefit to the taxpayers. The only ones to benefit are politicians eager to retain control.

When the people of Garden Grove voted for term limits in 1996 (Measure Z), it took only 37 words to state that a termed-out councilmember or mayor must wait one term before running again. The term of a councilmember is four years; the term of mayor is two years.

In 1996 four members of the city council, including Bruce Broadwater, stated the arguments in favor of Measure Z:

- Term limits restore integrity and responsibility to local government.
- Term limits reinvigorate government with new blood and new ideas.
- Real citizen leaders will challenge the bureaucracy.
- Taxpayers are the real bosses of government.
- We must give power back to the people.
- We must avoid career politicians.

These arguments are just as valid in 2008 as they were in 1996. Keep our term limit rule in place.

We urge you to vote NO to this measure.

s/ WILLIAM DALTON

s/ DINA NGUYEN

REBUTTAL TO ARGUMENT AGAINST MEASURE Q

The opponents of Measure Q have trotted out the usual cliches for term limits.

There's just one problem. The cliches are all wrong.

In 1996, term limits was the political fad of the day. The voters had imposed them on the State Legislature, and Garden Grove and other cities adopted them.

The result has been a colossal failure. Legislative term limits destroyed the Legislature: budgets are always late and unbalanced because term-limited members are looking to the next job. Term limits have left some cities without any experienced councilmembers. We don't need that in Garden Grove. Avoiding an inept and leaderless city council is worth a lot more than \$8,000.

There aren't any career politicians in Garden Grove. A city councilmember is paid only \$500 a month. But there is inconsistency when the mayor, who, if reelected will have served twelve years in a row, criticizes term limits while enjoying the benefit of the unfair loopholes for mayors that's allowed him to stay in office.

Both of the signatories against Measure Q, William Dalton and Dina Nguyen, were elected to the city council by beating incumbent councilmembers! They didn't need artificial barriers to get rid of incumbents.

Measure Q promises a middle ground - it removes councilmembers after eight years, but allows them to come back after two years if the voters so choose. This guarantees that the voters get fresh faces, but can call on experience if needed.

Restore fairness to term limits. Vote Yes on Measure Q.

s/ MARK ROSEN

s/ BRUCE BROADWATER

OK
9/9/08
Kathy Bauer

REBUTTAL ARGUMENT

The opponents of Measure Q have trotted out the usual cliches for term limits.

There's just one problem. The cliches are all wrong.

In 1996, term limits was the political fad of the day. The voters had imposed them on the State Legislature, and Garden Grove and other cities adopted them.

The result has been a colossal failure. Legislative term limits destroyed the Legislature: budgets are always late and unbalanced because term-limited members are looking to the next job. Term limits have left some cities without any experienced councilmembers. We don't need that in Garden Grove. Avoiding an inept and leaderless city council is worth a lot more than \$8,000.

There aren't any career politicians in Garden Grove. A city councilmember is paid only \$500 a month. But there is inconsistency when the mayor, who, if reelected will have served twelve years in a row, criticizes term limits while enjoying the benefit of the unfair loopholes for mayors that's allowed him to stay in office.

Both of the signatories against Measure Q, William Dalton and Dina Nguyen, were elected to the city council by beating incumbent councilmembers! They didn't need artificial barriers to get rid of incumbents.

Measure Q promises a middle ground – it removes councilmembers after eight years, but allows them to come back after two years if the voters so choose. This guarantees that the voters get fresh faces, but can call on experience if needed.

Restore fairness to term limits. Vote Yes on Measure Q.


MARK ROSEN


BRUCE BROADWATER



RECEIVED
CITY OF GARDEN GROVE
CITY CLERK'S OFFICE
2008 AUG 15 P 4: 32

RECEIVED
CITY OF GARDEN GROVE
CITY CLERK'S OFFICE
2008 AUG 15 A 10: 55

**FORM OF STATEMENT TO BE FILED BY
AUTHORS OF ARGUMENTS**

All arguments concerning measures filed pursuant to Division 9, Chapter 3 (beginning with § 9200) of the Elections Code shall be accompanied by the following form statement **to be signed** by each proponent, and by each author, if different, of the argument:

The undersigned proponent(s) or author(s) of the primary / rebuttal argument in favor of / against ballot measure proposing to amend the City of Garden Grove's term limits requirements to allow a City Council Member who has served two (2) consecutive terms in that office to run for the office of City Council Member after a two (2) year absence, instead of the current four (4) year absence, at the General Municipal Election for the City of Garden Grove to be held on November 4, 2008, hereby state that the argument is true and correct to the best of his/her/their knowledge and belief.

Signature	Print Name	Date
	Mark Rosen	8-15-08
	Bruce Broadwater	8-15-08
_____	_____	_____
_____	_____	_____
_____	_____	_____

RECEIVED
 CITY OF GARDEN GROVE
 CITY CLERK'S OFFICE
 2008 AUG 15 A 15
 2008 AUG 15 P 4:31

All Authors must print his/her name **and sign this form** (EC 9600)
 AND
 Print his/her name **and sign the Argument itself** (EC 9283)
 AND
 Print his/her name **and sign the Rebuttal Argument itself** (EC 9285)

Further, pursuant to Election Code § 9282, printed arguments submitted to the voters shall be titled either "Argument In Favor Of Measure ___" or "Argument Against Measure ___".

Likewise, printed rebuttal arguments submitted pursuant to Election Code § 9285 shall be titled either "Rebuttal To Argument In Favor Of Measure ___" or "Rebuttal to Argument Against Measure ___".

ARGUMENT AGAINST MEASURE

The gist of this measure is to change the length of time that a termed-out councilmember must wait before running again for city council. Currently, the waiting period is four years (one full term), but this measure would reduce the waiting period to just two years. It takes more than 240 words to say that.

Don't let a lot of deliberately confusing verbiage mislead you. This measure is just a power grab to benefit career politicians. We already have term limits in Garden Grove. Let's keep term limits in place.

It cost the City \$8,765 to place this measure on the ballot – is that a good use for your taxes? There is really no benefit to the taxpayers. The only ones to benefit are politicians eager to retain control.

When the people of Garden Grove voted for term limits in 1996 (Measure Z), it took only 37 words to state that a termed-out councilmember or mayor must wait one term before running again. The term of a councilmember is four years; the term of mayor is two years.

In 1996 four members of the city council, including Bruce Broadwater, stated the arguments in favor of Measure Z:

- Term limits restore integrity and responsibility to local government.
- Term limits reinvigorate government with new blood and new ideas.
- Real citizen leaders will challenge the bureaucracy.
- Taxpayers are the real bosses of government.
- We must give power back to the people.
- We must avoid career politicians.

These arguments are just as valid in 2008 as they were in 1996.

Keep our term limit rule in place.

We urge you to vote NO to this measure.

WILLIAM DALTON



DINA NGUYEN





**FORM OF STATEMENT TO BE FILED BY
AUTHORS OF ARGUMENTS**

All arguments concerning measures filed pursuant to Division 9, Chapter 3 (beginning with § 9200) of the Elections Code shall be accompanied by the following form statement **to be signed** by each proponent, and by each author, if different, of the argument:

RECEIVED
CITY OF GARDEN GROVE
CITY CLERK'S OFFICE
2008 AUG 11 3:49

The undersigned proponent(s) or author(s) of the primary rebuttal argument in favor of / against ballot measure proposing to amend the City of Garden Grove's term limits requirements to allow a City Council Member who has served two (2) consecutive terms in that office to run for the office of City Council Member after a two (2) year absence, instead of the current four (4) year absence, at the General Municipal Election for the City of Garden Grove to be held on November 4, 2008, hereby state that the argument is true and correct to the best of his/her/their knowledge and belief.

Sign Name	Print Name	Date
<u></u>	<u>WILLIAM DALTON</u>	<u>8/1/08</u>
<u></u>	<u>DINA NGUYEN</u>	<u>8/1/08</u>
_____	_____	_____
_____	_____	_____
_____	_____	_____

All Authors must print his/her name **and sign this form** (EC 9600)
AND
Print his/her name **and sign the Argument itself** (EC 9283)
AND
Print his/her name **and sign the Rebuttal Argument itself** (EC 9285)

Further, pursuant to Election Code § 9282, printed arguments submitted to the voters shall be titled either "Argument In Favor Of Measure ___" or "Argument Against Measure ___".

Likewise, printed rebuttal arguments submitted pursuant to Election Code § 9285 shall be titled either "Rebuttal To Argument In Favor Of Measure ___" or "Rebuttal to Argument Against Measure ___".

Rebuttal – Measure Q

RECEIVED
CITY OF GARDEN GROVE
CITY CLERK'S OFFICE

2008 AUG 18 P 12:42

The proponents say that it is “unfair” to keep the term limits previously decided by the Voters of Garden Grove. What is really “unfair” is that Mark Rosen neglects to mention that he is termed-out and cannot run again for four years – unless Measure Q passes.

The real purpose of this measure is to water down the term limits, which were decided by the Voters to prevent elected officials from becoming career politicians and getting too cozy with special interests.

When then-Mayor Bruce Broadwater fought to impose term limits in 1996, he supported the policy of making a termed-out councilmember wait a full term of four years before running again, because he believed that the process was “fair”.

The proponents argue that changing the rules will allow “experienced” members to “stay longer” on the city council. If we accept this argument, why not just do away with term limits?

The proponents correctly note that our city council has both experienced and newer members. This is true, because our present policy works as it was intended. If the proponents argue that Measure Q won’t change how term limits work, then why propose it?


Measure Q is an expensive ploy to get around the rules of term limits. Measure Q is not about “fairness to the People” – it is about watering down term limits decided by the Voters of Garden Grove in 1996.

Stop your vote from being invalidated. We urge you to vote NO on Measure Q.

Signature


Print Name

Date



Mayor William Dalton

August 18, 2008



Councilmember Dina Nguyen

August 18, 2008

**FORM OF STATEMENT TO BE FILED BY
AUTHORS OF ARGUMENTS**

RECEIVED
CITY OF GARDEN GROVE
CITY CLERK'S OFFICE
2008 AUG 18 5 12 PM

All arguments concerning measures filed pursuant to Division 9, Chapter 3 (beginning with § 9200) of the Elections Code shall be accompanied by the following form statement **to be signed** by each proponent, and by each author, if different, of the argument:

The undersigned proponent(s) or author(s) of the primary rebuttal argument in favor of / against ballot measure proposing to amend the City of Garden Grove's term limits requirements to allow a City Council Member who has served two (2) consecutive terms in that office to run for the office of City Council Member after a two (2) year absence, instead of the current four (4) year absence, at the General Municipal Election for the City of Garden Grove to be held on November 4, 2008, hereby state that the argument is true and correct to the best of his/her/their knowledge and belief.

Sign Name	Print Name	Date
<u><i>Mayor William Dalton</i></u>	<u>MAYOR WILLIAM DALTON</u>	<u>8/18/08</u>
<u><i>Dina</i></u>	<u>DINA NGUYEN</u>	<u>8-18-08</u>
_____	_____	_____
_____	_____	_____
_____	_____	_____

All Authors must print his/her name **and sign this form** (EC 9600)

AND

Print his/her name **and sign the Argument itself** (EC 9283)

AND

Print his/her name **and sign the Rebuttal Argument itself** (EC 9285)

Further, pursuant to Election Code § 9282, printed arguments submitted to the voters shall be titled either "Argument In Favor Of Measure ___" or "Argument Against Measure ___".

Likewise, printed rebuttal arguments submitted pursuant to Election Code § 9285 shall be titled either "Rebuttal To Argument In Favor Of Measure ___" or "Rebuttal to Argument Against Measure ___".

**FORM OF STATEMENT TO BE FILED BY
AUTHORS OF ARGUMENTS**

RECEIVED
CITY OF GARDEN GROVE
CITY CLERK'S OFFICE
2008 AUG 14 P 1:5

All arguments concerning measures filed pursuant to Division 9, Chapter 3 (beginning with § 9200) of the Elections Code shall be accompanied by the following form statement to be signed by each proponent, and by each author, if different, of the argument:

The undersigned proponent(s) or author(s) of the primary / rebuttal argument in favor of / against ballot measure proposing to amend the City of Garden Grove's term limits requirements to allow a City Council Member who has served two (2) consecutive terms in that office to run for the office of City Council Member after a two (2) year absence, instead of the current four (4) year absence, at the General Municipal Election for the City of Garden Grove to be held on November 4, 2008, hereby state that the argument is true and correct to the best of his/her/their knowledge and belief.

Sign Name	Print Name	Date
<u>Russell H. McDonald Sr</u>	<u>RUSSELL H McDONAU SR</u>	<u>08-12-08</u>
<u>Sharon M. Tanihara</u>	<u>SHARON M. TANIHARA</u>	<u>8/12/08</u>
_____	_____	_____
_____	_____	_____
_____	_____	_____

All Authors must print his/her name and sign this form (EC 9600)
AND
Print his/her name and sign the Argument itself (EC 9283)
AND
Print his/her name and sign the Rebuttal Argument itself (EC 9285)

Further, pursuant to Election Code § 9282, printed arguments submitted to the voters shall be titled either "Argument In Favor Of Measure ___" or "Argument Against Measure ___".

Likewise, printed rebuttal arguments submitted pursuant to Election Code § 9285 shall be titled either "Rebuttal To Argument In Favor Of Measure ___" or "Rebuttal to Argument Against Measure ___".

RECEIVED
CITY OF GARDEN GROVE
CITY CLERK'S OFFICE

2008 AUG 14 P 1:51

ARGUMENT AGAINST THE MEASURE

The current term limit rules were put into effect by the vote of the people in the November 1996 election. They are as follows: any city council member who has served two (2) consecutive four-year terms must sit out one (1) four-year term and any mayor who has served two (2) year terms has to sit out one two (2) year term before they can run for city council or mayor of Garden Grove again.

This ballot measure by the city council of Garden Grove is just another example of the city council's disregard for the will of the citizens of Garden Grove.

This ballot measure would only harm the city of Garden Grove by letting politicians build their own dynasties. Please vote no on a "government by and for themselves", rather than a "government by and for the people".

s/Russell H. McDonald, Sr.

Russell H. McDonald Sr
RESIDENT OF GARDEN GROVE

SHARON M. TANIHARA

Sharon M. Tanihara
RESIDENT OF GARDEN GROVE

FORM OF STATEMENT TO BE FILED BY AUTHORS OF ARGUMENTS

All arguments concerning measures filed pursuant to Division 9, Chapter 3 (beginning with § 9200) of the Elections Code shall be accompanied by the following form statement to be signed by each proponent, and by each author, if different, of the argument:

The undersigned proponent(s) or author(s) of the primary (rebuttal argument) in favor of / against ballot measure proposing to amend the City of Garden Grove's term limits requirements to allow a City Council Member who has served two (2) consecutive terms in that office to run for the office of City Council Member after a two (2) year absence, instead of the current four (4) year absence, at the General Municipal Election for the City of Garden Grove to be held on November 4, 2008, hereby state that the argument is true and correct to the best of his/her/their knowledge and belief.

Sign Name

Print Name

Date

Trung Nguyen

TRUNG NGUYEN

8/18/08

All Authors must print his/her name and sign this form (EC 9600)

AND

Print his/her name and sign the Argument itself (EC 9283)

AND

Print his/her name and sign the Rebuttal Argument itself (EC 9285)

Further, pursuant to Election Code § 9282, printed arguments submitted to the voters shall be titled either "Argument In Favor Of Measure ___" or "Argument Against Measure ___".

Likewise, printed rebuttal arguments submitted pursuant to Election Code § 9285 shall be titled either "Rebuttal To Argument In Favor Of Measure ___" or "Rebuttal to Argument Against Measure ___".


No to Measure A – Protect Term Limit

Term limit laws are designed to prevent elected officials from becoming career politicians, getting too cozy with special interests, and to allow more people with fresh ideas an opportunity to serve. Most term limit laws do not allow politicians to come back to run for the same seats they held before. Garden Grove, however, allows its elected officials to seek re-election after sitting out for a short period of time.

The current law in Garden Grove requires city elected members to wait out for a full term before they can re-run for the same office, four years for council members and two years for mayors. This is not a mistake. Because council members serve longer terms, they need to wait a longer time. To reduce the waiting period to two years to satisfy a few career politicians or special interests is to water down the intention of the law and betray the wishes of the voters when they passed the term limit laws.

Term limits also enhance the competitiveness of elections and increase the number and diversity of residents choosing to run. The most competitive races are for open seats where everyone has equal chance for success.

Garden Grove residents should vote No to Measure A and hold our elected officials accountable to our wishes.



Trung Nguyen, Esq.
Vice-President, Garden Grove Unified School District Board of Education

Kathy Bailor

From: MarkSRosen@aol.com
Sent: Monday, August 11, 2008 12:36 PM
To: kathyb@ci.garden-grove.ca.us
Subject: Re: GG Argument

I think this is the version I turned in. I handwrote Charles Mitchell's designation, so I don't have it below.

Vote for Measure Q, the Fairness in Term Limits proposition.

Under current law, a mayor who has served eight years only has to sit out two years before being able to run again. But a councilmember who has served eight years has to sit out four years. This is unfair. The mayor and councilmembers should be treated equally. Measure Q fixes this.

Term limits work because they allow new people to join the city council. Measure Q won't change this. Councilmembers who have served two terms will still have to leave office and give new people a chance.

But experience counts for something too. It is important to have experienced council members on the council or our city suffers. Measure Q gives the voters a choice to vote back into office people with experience after they have left office for two years.

Ultimately it is the voters who decide whether a former councilmember can come back. A former councilmember has a track record you can judge him or her by. With Measure Q, we get the best of all possible worlds: the election of new councilmembers, and the opportunity to return people with experience if the voters so choose.

Currently, our city council has a mixture of both newer and experienced council members. Our city has benefited when it comes to new development, freeway expansion, renewal of our cultural arts, and more recreation. The voters should be given the opportunity to bring back experienced councilmembers who have brought about positive changes in our city after a two year absence.

Vote Yes on Measure Q.

MARK ROSEN
 Garden Grove Mayor Pro Tem

BRUCE BROADWATER
 Garden Grove City Councilmember

CHARLES MITCHELL
 (put the handwritten designation)

Mark S. Rosen
Attorney At Law
600 W. Santa Ana Blvd, Ste. 900
Santa Ana, Calif. 92701
Tel: 714-285-9838
Fax: 714-285-9840

In a message dated 8/11/2008 12:31:02 P.M. Pacific Daylight Time, kathyb@ci.garden-grove.ca.us writes:

Yes.

-----Original Message-----

From: MarkSRosen@aol.com [mailto:MarkSRosen@aol.com]

8/11/2008

* * * Communication Result Report (Aug. 11. 2008 11:56AM) * * *

1) City of Garden Grove
2) City Clerk

Date/Time: Aug. 11. 2008 11:54AM

File No.	Mode	Destination	Pg(s)	Result	Page Not Sent
3709	Memory TX	95677556	P. 5	OK	

Reason for error
 E. 1) Hang up or line fail
 E. 2) Busy
 E. 3) No answer
 E. 4) No facsimile connection
 E. 5) Exceeded max. E-mail size

**CITY OF GARDEN GROVE
FAX**

11222 Acacia Parkway
P. O. Box 3070
Garden Grove, CA 92842

PLEASE DELIVER THE FOLLOWING MATERIAL AS SOON AS POSSIBLE

TODAY'S DATE: August 7, 2008
 TO: Kay Cotton
 FAX NUMBER SENT TO: 714) 567-7556
 FROM: Kathy Bailor, City Clerk
 PHONE: 714) 741-5035
 SUBJECT: Arguments in Favor of / and Against
Garden Grove
 NUMBER OF PAGES: 5 (including cover page)
 COMMENTS:

Kathy Bailor, City Clerk
 kathyb@garden-grove.org
 City of Garden Grove
 (714) 741-5035
 (714) 741-5205 (fax)

PLEASE NOTIFY KATHY BAILOR AT 741) 741-5035 IMMEDIATELY
IF NOT RECEIVED PROPERLY

**CITY OF GARDEN GROVE
FAX**

11222 Acacia Parkway
P. O. Box 3070
Garden Grove, CA 92842

PLEASE DELIVER THE FOLLOWING MATERIAL AS SOON AS POSSIBLE

TODAY'S DATE: August 7, 2008
TO: Kay Cotton
FAX NUMBER SENT TO: 714) 567-7556
FROM: Kathy Bailor, City Clerk
PHONE: 714) 741-5035
SUBJECT: Arguments in Favor of / and Against
Garden Grove
NUMBER OF PAGES: 5 (including cover page)
COMMENTS:

Kathy Bailor, City Clerk
kathyb@garden-grove.org
City of Garden Grove
(714) 741-5035
(714) 741-5205 (fax)



PLEASE NOTIFY KATHY BAILOR AT 741) 741-5035 IMMEDIATELY
IF NOT RECEIVED PROPERLY

**FORM OF STATEMENT TO BE FILED BY
AUTHORS OF ARGUMENTS**

All arguments concerning measures filed pursuant to Division 9, Chapter 3 of the Elections Code shall be accompanied by the following form statement **to be signed** by each proponent, and by each author, if different, of the argument:

RECEIVED
CITY OF GARDEN GROVE
CITY CLERK'S OFFICE
AUG 11 3:49 PM 2008

The undersigned proponent(s) or author(s) of the primary rebuttal argument in favor of / against ballot measure proposing to amend the City of Garden Grove's term limits requirements to allow a City Council Member who has served two (2) consecutive terms in that office to run for the office of City Council Member after a two (2) year absence, instead of the current four (4) year absence, at the General Municipal Election for the City of Garden Grove to be held on November 4, 2008, hereby state that the argument is true and correct to the best of his/her/their knowledge and belief.

Sign Name	Print Name	Date
<u></u>	<u>WILLIAM DALTON</u>	<u>8/1/08</u>
<u></u>	<u>DINA NGUYEN</u>	<u>8/1/08</u>
_____	_____	_____
_____	_____	_____
_____	_____	_____

All Authors must print his/her name **and sign this form** (EC 9600)
AND
Print his/her name **and sign the Argument itself** (EC 9283)
AND
Print his/her name **and sign the Rebuttal Argument itself** (EC 9285)

Further, pursuant to Election Code § 9282, printed arguments submitted to the voters shall be titled either "Argument In Favor Of Measure ___" or "Argument Against Measure ___".

Likewise, printed rebuttal arguments submitted pursuant to Election Code § 9285 shall be titled either "Rebuttal To Argument In Favor Of Measure ___" or "Rebuttal to Argument Against Measure ___".

ARGUMENT AGAINST MEASURE

The gist of this measure is to change the length of time that a termed-out councilmember must wait before running again for city council. Currently, the waiting period is four years (one full term), but this measure would reduce the waiting period to just two years. It takes more than 240 words to say that.

Don't let a lot of deliberately confusing verbiage mislead you. This measure is just a power grab to benefit career politicians. We already have term limits in Garden Grove. Let's keep term limits in place.

It cost the City \$8,765 to place this measure on the ballot – is that a good use for your taxes? There is really no benefit to the taxpayers. The only ones to benefit are politicians eager to retain control.

When the people of Garden Grove voted for term limits in 1996 (Measure Z), it took only 37 words to state that a termed-out councilmember or mayor must wait one term before running again. The term of a councilmember is four years; the term of mayor is two years.

In 1996 four members of the city council, including Bruce Broadwater, stated the arguments in favor of Measure Z:

- Term limits restore integrity and responsibility to local government.
- Term limits reinvigorate government with new blood and new ideas.
- Real citizen leaders will challenge the bureaucracy.
- Taxpayers are the real bosses of government.
- We must give power back to the people.
- We must avoid career politicians.

These arguments are just as valid in 2008 as they were in 1996.

Keep our term limit rule in place.

We urge you to vote NO to this measure.

WILLIAM DALTON



DINA NGUYEN



FORM OF STATEMENT TO BE FILED BY
AUTHORS OF ARGUMENTS

RECEIVED
CITY OF GARDEN GROVE
CLERK'S OFFICE
2008 AUG 28 PM 12:24




All arguments concerning measures filed pursuant to Division 9, Chapter 3 (beginning with § 9200) of the Elections Code shall be accompanied by the following form statement to be signed by each proponent, and by each author, if different, of the argument:

The undersigned proponent(s) or author(s) of the primary rebuttal argument in favor of against ballot measure proposing to amend the City of Garden Grove's term limits requirements to allow a City Council Member who has served two (2) consecutive terms in that office to run for the office of City Council Member after a two (2) year absence, instead of the current four (4) year absence, at the General Municipal Election for the City of Garden Grove to be held on November 4, 2008, hereby state that the argument is true and correct to the best of his/her/their knowledge and belief.

Sign Name

Print Name

Date

	Mark Rosen	8/8/08
	Bruce Brando	8-8-08
	Charles A. Mitchell Jr.	08-08-08
_____	_____	_____
_____	_____	_____

All Authors must print his/her name and sign this form (EC 9600)

AND

Print his/her name and sign the Argument itself (EC 9283)

AND

Print his/her name and sign the Rebuttal Argument itself (EC 9285)

Further, pursuant to Election Code § 9282, printed arguments submitted to the voters shall be titled either "Argument In Favor Of Measure ___" or "Argument Against Measure ___".

Likewise, printed rebuttal arguments submitted pursuant to Election Code § 9285 shall be titled either "Rebuttal To Argument In Favor Of Measure ___" or "Rebuttal to Argument Against Measure ___".

Vote for Measure ____, the Fairness in Term Limits proposition.

RECEIVED
CITY OF GARDEN GROVE
CITY CLERK'S OFFICE

Under current law, a mayor who has served eight years only has to sit out two years before being able to run again. But a councilmember who has served eight years has to sit out four years. This is unfair. The mayor and councilmembers should be treated equally. Measure __ fixes this.

Term limits work because they allow new people to join the city council. Measure __ won't change this. Councilmembers who have served two terms will still have to leave office and give new people a chance.


But experience counts for something too. It is important to have experienced council members on the council or our city suffers. Measure __ gives the voters a choice to vote back into office people with experience after they have left office for two years.

Ultimately it is the voters who decide whether a former councilmember can come back. A former councilmember has a track record you can judge him or her by. With Measure __, we get the best of all possible worlds: the election of new councilmembers, and the opportunity to return people with experience if the voters so choose.

Currently, our city council has a mixture of both newer and experienced council members. Our city has benefited when it comes to new development, freeway expansion, renewal of our cultural arts, and more recreation. The voters should be given the opportunity to bring back experienced councilmembers who have brought about positive changes in our city after a two year absence.

Vote Yes on Measure _____.

MARK ROSEN
Garden Grove Mayor Pro Tem



BRUCE BROADWATER
Garden Grove City Councilmember



~~ROBIN MARCARIO~~
~~President, Central Garden Grove Neighborhood Association~~

CHARLES MITCHELL
Veteran *Senior officer with American Legion Post 555*

