

SAMPLE BALLOT

(This number shall be torn off by inspector and handed to the voter)

No. 1234

PERFORATED LINE

MARK CROSSES (+) ON BALLOT ONLY WITH RUBBER STAMP;

NEVER WITH PEN OR PENCIL.

(ABSENTEE BALLOTS MAY BE MARKED WITH PEN AND INK OR PENCIL.)

I HAVE VOTED — HAVE YOU?

(Fold ballot to this perforated line, leaving top margin exposed.)

(PERFORATED LINE)

GARDEN GROVE

MUNICIPAL BALLOT

GENERAL MUNICIPAL ELECTION

CITY OF GARDEN GROVE

ORANGE COUNTY, CALIFORNIA

TUESDAY, APRIL 14, 1970

INSTRUCTIONS TO VOTERS: To vote for a candidate of your selection, stamp a cross (+) in the voting square next to the right of the name of that candidate. Where two or more candidates for the same office are to be elected, stamp a cross (+) after the names of all the candidates for that office for whom you desire to vote, not to exceed, however, the number of candidates who are to be elected. To vote for a person not on the ballot, write his name under the title of the office in the blank space left for that purpose.

To vote on any measure, stamp a cross (+) in the voting square after the word "Yes" or after the word "No." All marks, except the cross (+) are forbidden. All distinguishing marks or erasures are forbidden and make the ballot void.

If you wrongly stamp, tear or deface this ballot, return it to the inspector of election and obtain another.

On absent voter ballots mark a cross (+) with pen or pencil.

No. 1234

PERFORATED LINE

For Member of the CITY COUNCIL	Vote for Three	MEASURES SUBMITTED TO VOTE OF VOTERS	
H. LOUIS LAKE Councilman		A Shall the electors elect a mayor and four city councilmen?	YES
LAURENCE J. (LARRY) SCHMIT Incumbent			NO
BERNARD C. ADAMS Civil Engineer		B If a majority of the electors desire to elect a mayor and four city councilmen, shall the term of office of the mayor be two years or four years?	Two Years
GEO. H. BRANDT Bus Driver			Four Years
JEROME G. COLTON Attorney at Law		C Should the people of Garden Grove have the opportunity to vote on the question of formation of a junior college district in the City of Garden Grove?	YES
BARBARA FERGUSON Investment Broker			NO
EDWIN V. (MORT) MORTIMER Businessman		D If a junior college district is formed within Garden Grove, would you prefer the junior college district to be governed by the City Council rather than a separate school board?	YES
BOB PERRY Insurance Agent			NO
RAYMOND H. REECE Welder			
FRED D. TERWELP Sales Representative			
J. TILMAN WILLIAMS Insurance Agent			

ARGUMENT FOR ELECTIVE MAYOR


RECEIVED
CITY OF GARDEN GROVE

FEB 27 8 49 AM '70


Garden Grove presently operates under the system whereby the Mayor is chosen by the Council members and is not elected directly by the people to serve as Mayor.

The people of Garden Grove deserve the right to choose directly that person who will bear the title of "Mayor." When the Mayor acts as a representative of the City of Garden Grove, that person should be able to do so with the clear understanding of everyone that the choice was made by all the voters of this municipality.

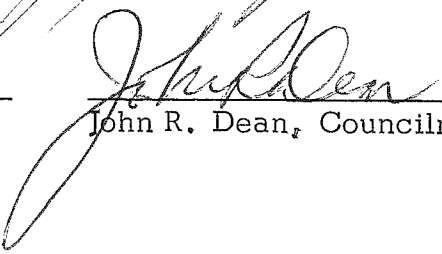
Kathryn L. Barr, Mayor



Laurence J. Schmit, Mayor Pro-Tem



H. Reece Ballard, Councilman



John R. Dean, Councilman

H. Louis Lake, Councilman

Dated: February 26, 1970


FEB 27 8 49 AM '70

ARGUMENT FOR FOUR-YEAR TERM


When the voters have expressed their clear preference to choose the Mayor of Garden Grove, that person chosen as Mayor deserves to fill that office for four years instead of two in order to feel the assurance that he can help carry out programs started during his term.

Certainly the office of Mayor is more than ceremonial. Four years would allow time for the Mayor to provide strong leadership for Garden Grove. Two years are not adequate.

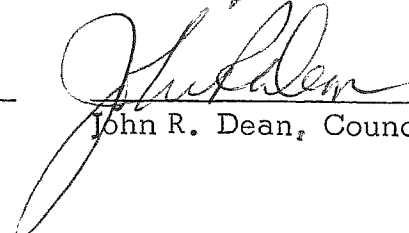
Kathryn L. Barr, Mayor



Laurence J. Schmit, Mayor Pro-Tem



H. Reece Ballard, Councilman



John R. Dean, Councilman

H. Louis Lake, Councilman

Dated: February 26, 1970

RESOLUTION NO. 3869-70

A RESOLUTION OF THE CITY COUNCIL OF THE CITY OF GARDEN GROVE, CALIFORNIA, RECITING THE FACT OF THE GENERAL MUNICIPAL ELECTION HELD IN SAID CITY OF GARDEN GROVE ON THE 14TH DAY OF APRIL, 1970, DECLARING THE RESULT THEREOF AND SUCH OTHER MATTERS AS ARE PROVIDED BY LAW.

WHEREAS, a regular general municipal election was held and conducted in the City of Garden Grove, County of Orange, State of California, on Tuesday, the 14th day of April, 1970, as required by law; and

WHEREAS, notice of said election was duly and regularly given in time, form and manner as provided by law; that voting precincts were properly established; that election officers were appointed and that in all respects said election was held and conducted and the votes cast thereat, received and canvassed and the returns made and declared in time, form and manner as required by the provisions of the Elections Code of the State of California for the holding of elections in cities; and

WHEREAS, pursuant to Resolution No. 3844-70 adopted the 10th day of March, 1970, the City Clerk of the City of Garden Grove canvassed the returns of said election and has certified the results to this City Council, said results are received, attached and made a part hereof as "Exhibit A."

NOW, THEREFORE, THE CITY COUNCIL OF THE CITY OF GARDEN GROVE, CALIFORNIA, DOES RESOLVE AS FOLLOWS:

SECTION 1. That there were sixty-five voting precincts established for the purpose of holding said election consisting of consolidations of the regular election precincts in the City of Garden Grove as established for the holding of state and county elections.

SECTION 2. That said regular general municipal election was held for the purpose of electing the following officers of said City as required by the laws relating to cities in the State of California, to wit:

Three Members of the City Council of said City for the full term of four years.

SECTION 3. That at said regular general municipal election, the following measures were submitted to the electors of said City, to wit:

Shall the electors elect a mayor and four city councilmen?	YES	
	NO	

If a majority of the electors desire to elect a mayor and four city councilmen, shall the term of office of the mayor be two years or four years?	Two years	
	Four years	

Should the people of Garden Grove have the opportunity to vote on the question of formation of a junior college district in the City of Garden Grove?	YES	
	NO	

If a junior college district is formed within Garden Grove, would you prefer the junior college district to be governed by the City Council rather than a separate school board?	YES	
	NO	

SECTION 4. That the whole number of votes cast (i. e. ballots voted) in said City (except absent voter ballots) was 12,229.

That the whole number of absent voter ballots cast in said City was 25, making a total of 12,254 votes cast (i. e. ballots voted) in said City.

SECTION 5. That the names of persons voted for at said election for Member of the City Council of said City are as follows:

- H. LOUIS LAKE
- LAURENCE J. (LARRY) SCHMIT
- BERNARD C. ADAMS
- GEO. H. BRANDT
- JEROME G. COLTON

BARBARA FERGUSON

EDWIN V. (MORT) MORTIMER

BOB PERRY

RAYMOND H. REECE

FRED D. TERWELP

J. TILMAN WILLIAMS

That the measures voted upon at said election are as follows:

Shall the electors elect a mayor and four city councilmen?	YES	
	NO	

If a majority of the electors desire to elect a mayor and four city councilmen, shall the term of office of the mayor be two years or four years?	Two years	
	Four years	

Should the people of Garden Grove have the opportunity to vote on the question of formation of a junior college district in the City of Garden Grove?	YES	
	NO	

If a junior college district is formed within Garden Grove, would you prefer the junior college district to be governed by the City Council rather than a separate school board?	YES	
	NO	

That the number of votes given at each precinct and the number of votes given in the City to each of such persons above named for the respective offices for which said persons were candidates and for and against the measures were as listed in Exhibit "A" attached.

SECTION 6. The City Council does declare and determine that:

BERNARD C. ADAMS was elected as Member of the City Council of said City for the full term of four years.

H. LOUIS LAKE was elected as Member of the City Council of said City for the full term of four years.

LAURENCE J. SCHMIT was elected as Member of the City Council of said City for the full term of four years.

That as a result of said election, a majority of the qualified voters voting on said measure relating to election of a Mayor, did vote in favor thereof, and that said proposition was carried, and shall be deemed adopted and ratified.

That as a result of said election, a majority of the qualified voters voting on said measure relating to term of office of the Mayor did vote in favor of a two-year term, and that said proposition was carried, and shall be deemed adopted and ratified.

That as a result of said election, a majority of the qualified voters voting on said measure relating to the question of formation of a junior college district in the City of Garden Grove did vote in favor thereof, and that said proposition was carried, and shall be deemed adopted and ratified.

That as a result of said election, a majority of the qualified voters voting on said measure relating to governing of a junior college district in the City of Garden Grove by the City Council did not vote in favor thereof, and that said proposition was not carried, and shall not be deemed adopted and ratified.

SECTION 7. The City Clerk shall enter on the records of the City Council of said City, a statement of the result of said election, showing:

- (1) The whole number of votes cast in the City;
- (2) The names of the persons voted for;
- (3) The measures voted upon;
- (4) For what office each person was voted for;
- (5) The number of votes given at each precinct to each person, and for and against each measure;
- (6) The number of votes given in the City to each person, and for and against each measure.

SECTION 8. That the City Clerk shall immediately make and, upon compliance by the persons elected with the provisions of Section 11565 and Section 11568 of the Elections Code of the State of California, shall deliver to

each of such persons so elected a Certificate of Election signed by her and duly authenticated; that she shall also administer to each person elected, the Oath of Office prescribed in the State Constitution of the State of California and shall have them subscribe thereto and file the same in her office. Whereupon, each and all of said persons so elected shall be inducted into the respective office to which they have been elected.

SECTION 9. That the City Clerk shall certify to the passage and adoption of this resolution; shall enter the same in the book of original Resolutions of said City; and shall make a minute of the passage and adoption thereof in the records of the proceedings of the City Council of said City, in the minutes of the meeting at which the same is passed and adopted.

PASSED, APPROVED AND ADOPTED BY THE CITY COUNCIL OF THE CITY OF GARDEN GROVE this 21st day of April, 1970, by the following vote, to wit:

AYES:	COUNCILMEN:	BALLARD, DEAN, SCHMIT, BARR
NOES:	COUNCILMEN:	NONE
ABSENT:	COUNCILMEN:	LAKE

Keith R. Barr
MAYOR OF THE CITY OF GARDEN GROVE

ATTEST:

Ruby K. Silva
CITY CLERK OF THE CITY OF GARDEN GROVE

STATE OF CALIFORNIA)
COUNTY OF ORANGE) SS:
CITY OF GARDEN GROVE)

I, RUBY K. SILVA, City Clerk of Garden Grove, do hereby certify that the foregoing Resolution was introduced and adopted at a regular meeting of the City Council of Garden Grove held April 21, 1970.

IN WITNESS WHEREOF, I have hereunto set my hand and affixed the official seal of the City of Garden Grove this 21st day of April, 1970.

Ruby K. Silva
CITY CLERK OF THE CITY OF GARDEN GROVE

EXHIBIT "A"

CITY CLERK'S CERTIFICATE OF CANVASS

I, RUBY K. SILVA, CITY CLERK of the City of Garden Grove, County of Orange, State of California, duly authorized by Resolution No. 3844-70, adopted by the City Council of said City on the 10th day of March, 1970, do hereby certify that I have canvassed the returns of the regular general municipal election held in said City on the 14th day of April, 1970, and find that the number of votes given at each precinct and the number of votes given in the City to persons voted for, the respective offices for which said persons were candidates, and for and against the measures, were as follows (on the attached sheets).


CITY CLERK OF THE CITY OF GARDEN GROVE

DATED: April 21, 1970

EXHIBIT "A" CITY OF GARDEN GROVE, MUNICIPAL ELECTION OF APRIL 14, 1970

TALLY OF ELECTION RETURNS

PRECINCT	MEASURES										TOTAL	BALLOTS CAST	A				B				C				D						
	1	2	3	4	5	6	7	8	9	10			YES	NO	YES	NO	YES	NO	YES	NO	YES	NO	YES	NO	YES	NO					
1	86 20%	74 18%	45 11%	22 5%	53 13%	28 7%	23 5%	38 9%	20 3%	23 3%	8 2%	0 %	420	146 26%	116 80%	29	90 62%	55	109 75%	37	36 25%	109	129 22%	109 85%	19	64 51%	62	99 77%	29	30 24%	94
2	83 16%	107 20%	64 12%	12 2%	64 12%	49 9%	23 4%	36 7%	16 3%	62 12%	9 2%	0 %	525	187 33%	143 78%	40	99 54%	84	123 67%	61	46 25%	137									
3	94 19%	100 21%	59 12%	13 3%	53 11%	45 9%	8 2%	44 9%	8 2%	57 12%	6 1%	0 %	487	173 33%	123 72%	49	83 49%	87	96 55%	77	37 22%	133									
4	102 14%	158 22%	73 10%	16 2%	76 10%	66 9%	27 4%	73 10%	17 2%	103 14%	18 2%	0 %	729	252 29%	198 80%	48	123 50%	121	169 69%	76	62 25%	183									
5	54 18%	60 19%	21 7%	11 4%	27 9%	31 10%	15 5%	38 12%	10 3%	31 10%	10 3%	0 %	308	109 21%	78 76%	25	57 55%	47	75 71%	31	19 18%	84									
6	60 15%	79 20%	42 11%	28 7%	48 12%	22 6%	18 5%	44 11%	13 3%	29 7%	14 4%	0 %	397	141 23%	110 79%	29	70 50%	69	106 77%	31	42 31%	95									
7	64 16%	79 19%	62 15%	9 2%	52 13%	27 7%	14 3%	53 13%	5 1%	37 9%	9 2%	0 %	411	143 24%	112 79%	30	66 47%	74	103 72%	40	32 23%	109									
8	158 16%	221 22%	114 12%	15 2%	124 13%	71 7%	47 5%	96 10%	17 2%	98 10%	22 2%	0 %	983	338 31%	256 76%	81	182 55%	148	233 71%	96	67 20%	262									
9	66 14%	91 19%	49 10%	8 2%	54 11%	48 10%	14 3%	50 10%	4 1%	75 16%	19 4%	0 %	478	165 30%	126 78%	36	73 47%	82	110 68%	52	23 14%	137									
10	64 17%	78 21%	27 7%	22 6%	32 9%	29 8%	26 7%	35 9%	16 4%	31 8%	11 3%	0 %	371	129 22%	109 85%	19	64 51%	62	99 77%	29	30 24%	94									

EXHIBIT "A"

CITY OF GARDEN GROVE, MUNICIPAL ELECTION OF APRIL 14, 1970
TALLY OF ELECTION RETURNS

PRECINCT	L A K E	S C H M M E R	A D A M S	B R A N D T	C O L T O N	F E R R I S O N	M O R R I S S E Y	T R E E L E S S	W I L L I T E	M I T E N	TOTAL	BALLOTS CAST	**** MEASURES ****							
													A YES NO	B 2YR 4YR	C YES NO	D YES NO				
11	77 15%	106 21%	64 12%	10 2%	52 10%	55 11%	15 3%	36 7%	13 3%	71 14%	17 3%	0 %	179 31%	136 76%	42 47%	81 93	126 72%	48 18%	32 14%	
12	67 15%	92 20%	59 13%	10 2%	59 13%	40 9%	21 5%	53 12%	4 1%	39 9%	8 2%	0 %	162 29%	116 73%	42 58%	92 58%	68 76%	38 17%	27 13%	
13	59 19%	48 15%	45 14%	10 3%	41 13%	23 7%	23 7%	13 4%	21 7%	9 3%	0 %	315	113 27%	77 71%	31 54%	58 49	72 66%	37 28%	30 76	
14	131 17%	112 14%	133 17%	35 4%	73 9%	62 8%	47 6%	102 13%	19 2%	43 5%	35 4%	0 %	792	272 29%	184 68%	85 60%	158 105	148 55%	119 11%	30 238
15	68 17%	59 14%	57 14%	19 5%	43 10%	30 7%	29 7%	58 14%	11 3%	21 5%	15 4%	0 %	410	141 27%	114 83%	23 51%	70 74%	102 74%	36 22%	31 108
16	69 18%	56 15%	42 11%	18 5%	48 13%	17 4%	31 8%	44 12%	21 6%	22 6%	12 3%	0 %	380	135 26%	96 73%	36 65%	83 74%	98 35	19 15%	104
17	78 17%	73 16%	58 13%	17 4%	35 8%	56 12%	37 8%	49 11%	12 3%	33 7%	11 2%	0 %	459	159 27%	106 68%	51 59%	88 70%	108 70%	47 12%	18 134
18	56 16%	52 15%	45 13%	14 4%	54 16%	26 8%	33 10%	29 8%	13 4%	10 3%	14 4%	0 %	346	120 23%	88 73%	33 68%	82 64%	77 64%	43 10%	12 106
19	80 19%	64 15%	52 12%	24 6%	45 11%	24 6%	35 8%	47 11%	16 4%	12 3%	21 5%	0 %	420	145 18%	113 79%	30 61%	85 54	104 72%	41 19%	27 114
20	129 17%	84 11%	125 17%	44 6%	69 9%	41 5%	50 7%	137 18%	18 2%	29 4%	25 3%	0 %	751	258 25%	170 67%	84 63%	157 94	154 60%	102 14%	36 215

EXHIBIT "A"

CITY OF GARDEN GROVE, MUNICIPAL ELECTION OF APRIL 14, 1970

TALLY OF ELECTION RETURNS

PRECINCT	MEASURES										TOTAL	BALLOTS CAST	MEASURES									
	A	B	C	D	A	B	C	D	YES	NO			YES	NO								
21	135 15%	142 16%	136 15%	32 4%	94 10%	64 7%	60 7%	155 17%	22 2%	28 3%	33 4%	0 %	901	316 30%	208 68%	96 68%	207 68%	99 61%	191 61%	121 18%	56 18%	254 18%
22	98 17%	83 14%	84 14%	18 3%	64 11%	45 8%	24 4%	103 18%	16 3%	27 5%	25 4%	0 %	587	201 35%	155 79%	41 60%	117 60%	78 56%	109 56%	87 16%	30 16%	163 16%
23	86 18%	66 14%	75 15%	9 2%	39 8%	38 8%	22 5%	90 18%	10 2%	28 6%	24 5%	0 %	487	175 30%	131 77%	39 61%	102 61%	64 62%	107 62%	65 15%	26 15%	145 15%
24	149 17%	112 13%	116 13%	22 2%	95 11%	71 8%	54 6%	191 21%	22 2%	26 3%	31 3%	0 %	889	327 32%	190 59%	131 68%	208 68%	97 60%	191 60%	128 14%	44 14%	271 14%
25	119 17%	92 13%	111 16%	29 4%	68 10%	45 6%	40 6%	145 20%	17 2%	21 3%	22 3%	0 %	709	246 24%	172 72%	67 60%	140 60%	95 65%	155 65%	85 18%	42 18%	193 18%
26	174 19%	99 11%	165 18%	27 3%	88 10%	38 4%	51 6%	201 22%	13 1%	42 5%	27 3%	0 %	925	343 33%	199 60%	135 68%	221 68%	105 54%	178 54%	154 16%	54 16%	279 16%
27	132 16%	116 14%	118 14%	41 5%	74 9%	71 8%	56 7%	139 17%	22 3%	43 5%	28 3%	0 %	840	288 33%	180 64%	101 68%	190 68%	91 65%	182 65%	96 18%	50 18%	232 18%
28	64 17%	71 19%	42 11%	20 5%	32 9%	17 5%	18 5%	57 15%	14 4%	25 7%	10 3%	0 %	370	133 30%	89 69%	40 59%	75 59%	53 79%	105 79%	28 20%	26 20%	104 20%
29	101 20%	66 13%	68 13%	18 3%	70 14%	33 6%	19 4%	80 16%	18 3%	30 6%	13 3%	0 %	516	177 33%	119 69%	54 70%	118 70%	50 68%	117 68%	56 14%	24 14%	146 14%
30	107 19%	51 9%	97 17%	22 4%	58 10%	25 4%	33 6%	120 22%	9 2%	16 3%	19 3%	0 %	557	199 36%	129 67%	63 69%	131 69%	59 54%	103 54%	87 15%	29 15%	161 15%

EXHIBIT "A"

CITY OF GARDEN GROVE, MUNICIPAL ELECTION OF APRIL 14, 1970

TALLY OF ELECTION RETURNS

**** MEASURES ****

PRECINCT	F E R M O R P R E T M W I R W										TOTAL	BALLOTS CAST				A B C D						
	S C A B C D E M R Y	H M D A N O U S M R R E E L P	I H M A N O D M R R E E L P	T I T I T I T I T I T I T I	S S S S S S S S S S S S	0 0 0 0 0 0 0 0 0 0 0	540	196	133	54		125	58	128	64	29	158	36%	71%	68%	67%	
31	85	71	81	17	58	40	37	89	19	21	22	0	540	196	133	54	125	58	128	64	29	158
32	67	50	71	14	83	28	32	67	8	18	13	0	451	162	115	56	105	53	98	63	21	139
33	57	30	51	16	33	17	21	49	7	12	10	0	303	112	69	40	73	36	56	50	21	86
34	107	86	112	58	102	44	71	67	33	25	12	0	717	247	173	65	147	89	160	79	40	195
35	66	57	60	40	48	22	34	56	21	21	11	0	436	150	111	38	90	58	100	47	28	116
36	63	58	46	32	48	32	18	28	15	25	10	0	375	131	98	30	66	61	88	41	28	100
37	61	53	41	28	40	25	16	33	18	20	18	0	353	122	101	18	67	49	96	22	39	76
38	54	50	25	21	42	18	18	36	15	11	14	0	304	109	86	20	54	49	73	31	25	80
39	84	82	41	20	52	40	37	42	18	30	27	0	473	163	130	33	63	97	124	36	41	119
40	55	59	27	11	27	26	13	41	7	15	27	0	308	108	88	18	43	64	85	23	25	82

XHIBIT "A"

CITY OF GARDEN GROVE, MUNICIPAL ELECTION OF APRIL 14, 1970

TALLY OF ELECTION RETURNS

PRECINCT	MEASURES										TOTAL	BALLOTS CAST	MEASURES									
	A	B	C	D	A	B	C	D	YES	NO			YES	NO	YES	NO						
41	125 20%	95 15%	80 13%	47 7%	70 11%	47 8%	39 6%	62 10%	22 4%	22 4%	32 5%	0	621	216 25%	146 69%	66 63%	132 65%	79 65%	138 65%	73 21%	44 21%	166
42	100 17%	85 14%	82 14%	37 6%	80 13%	22 4%	41 7%	92 15%	23 4%	19 3%	25 4%	0	606	210 37%	162 79%	43 62%	127 77%	148 74%	51 12%	25 12%	178	
43	99 17%	64 11%	90 15%	36 6%	118 20%	20 3%	39 7%	92 15%	15 3%	9 2%	18 3%	0	600	222 38%	148 69%	67 56%	120 45%	95 45%	48 23%	58 23%	50 23%	172
44	96 17%	49 8%	89 15%	16 3%	124 21%	6 0%	31 5%	96 17%	10 2%	18 3%	19 3%	0	581	207 39%	117 58%	84 65%	127 68%	67 68%	138 10%	65 10%	20 10%	181
45	95 15%	67 10%	103 16%	24 4%	160 25%	30 5%	56 9%	61 9%	17 3%	17 3%	20 3%	0	650	252 45%	163 68%	77 69%	160 67%	73 67%	159 68%	80 16%	36 16%	197
46	75 17%	57 13%	69 16%	31 7%	52 12%	22 5%	30 7%	51 12%	12 3%	12 3%	22 5%	0	433	155 27%	98 64%	54 64%	94 64%	54 68%	101 68%	47 21%	31 21%	118
47	109 17%	90 14%	106 17%	27 4%	57 9%	47 8%	30 5%	108 17%	12 2%	29 5%	8 1%	0	623	220 41%	137 64%	77 72%	152 72%	59 60%	130 60%	88 9%	19 9%	185
48	140 19%	84 11%	125 17%	32 4%	134 18%	55 7%	33 4%	104 14%	9 1%	20 3%	15 2%	0	751	272 47%	163 62%	100 69%	177 69%	78 61%	166 61%	104 15%	40 15%	223
49	129 23%	50 9%	94 17%	32 6%	76 14%	19 3%	34 6%	89 16%	14 3%	11 2%	10 2%	0	558	195 37%	113 61%	73 71%	129 57%	52 57%	109 57%	82 13%	25 13%	166
50	138 16%	132 15%	153 17%	49 6%	83 9%	36 4%	63 7%	107 12%	36 4%	30 3%	59 7%	0	886	309 28%	219 73%	81 61%	178 61%	116 72%	212 72%	81 21%	56 21%	208

EXHIBIT "A"

CITY OF GARDEN GROVE, MUNICIPAL ELECTION OF APRIL 14, 1970

TALLY OF ELECTION RETURNS

PRECINCT	F E M O R M T I M I R M										TOTAL	BALLOTS CAST	**** MEASURES ****									
	L A K E	S C H M I T	A D A M S	B R A N D T	C O L L I N	E R G U D N	R O R T E R	P E R R Y	R E E C E	T E M E L P			M I L I T A R I	N I T E	A	B	C	D				
	YES	NO	YES	NO	YES	NO	YES	NO	YES	NO	YES	NO	YES	NO	YES	NO	YES	NO				
51	68	58	48	17	44	19	31	32	19	13	23	0	372	128	85	38	52	69	72	49	24	9
	18%	16%	13%	5%	12%	5%	8%	9%	5%	3%	6%	0%	28%	69%	69%	38	43%	60%	60%	49	20%	
52	144	104	129	46	128	55	48	93	30	41	30	0	848	301	208	89	179	112	205	90	55	23
	17%	12%	15%	5%	15%	6%	6%	11%	4%	5%	4%	0%	29%	70%	70%	89	62%	69%	69%	90	19%	
53	81	60	56	19	59	34	22	65	11	12	12	0	431	154	99	53	85	57	84	66	25	12%
	19%	14%	13%	4%	14%	8%	5%	15%	3%	3%	3%	0%	33%	33%	65%	53	60%	56%	56%	66	16%	
54	86	53	81	23	77	27	16	71	12	27	19	0	494	172	132	38	108	61	112	57	39	12%
	18%	11%	16%	5%	16%	5%	3%	14%	2%	5%	4%	0%	33%	33%	78%	38	64%	66%	66%	57	23%	
55	134	92	117	23	96	36	35	122	13	23	27	0	718	249	171	67	132	102	152	88	38	200
	19%	13%	16%	3%	13%	5%	5%	17%	2%	3%	4%	0%	43%	43%	72%	67	56%	63%	63%	88	16%	
56	132	120	95	19	92	44	47	65	18	20	56	0	708	248	187	47	116	118	170	68	51	184
	19%	17%	13%	3%	13%	6%	7%	9%	3%	3%	8%	0%	25%	25%	80%	47	50%	71%	71%	68	22%	
57	50	69	63	11	67	38	27	46	18	25	41	0	455	162	120	39	96	62	115	41	33	125
	11%	15%	14%	2%	15%	8%	6%	10%	4%	5%	9%	0%	29%	29%	75%	39	61%	74%	74%	41	21%	
58	56	83	71	22	44	22	42	57	26	27	39	0	489	175	131	34	104	59	119	45	30	134
	11%	17%	15%	4%	9%	4%	9%	12%	5%	6%	8%	0%	31%	31%	79%	34	64%	73%	73%	45	18%	
59	82	52	64	15	49	18	22	29	9	16	19	0	375	130	85	34	53	64	81	44	27	91
	22%	14%	17%	4%	13%	5%	6%	8%	2%	4%	5%	0%	22%	22%	71%	34	45%	65%	65%	44	22%	
60	104	88	68	31	54	42	39	62	31	27	20	0	566	195	144	42	107	77	145	41	51	13.
	18%	16%	12%	5%	10%	7%	7%	11%	5%	5%	4%	0%	20%	20%	77%	42	58%	73%	73%	41	27%	

EXHIBIT "A"

CITY OF GARDEN GROVE, MUNICIPAL ELECTION OF APRIL 14, 1970

TALLY OF ELECTION RETURNS

PRECINCT	MEASURES										TOTAL	BALLOTS CAST	MEASURES									
	A	B	C	D	YES	NO	YES	NO	YES	NO												
61	52 14%	65 18%	38 11%	18 5%	53 15%	33 9%	20 6%	25 7%	12 3%	25 7%	20 6%	0 %	361	124 21%	92 76%	29 18%	61 51%	59 71%	84 71%	34 24%	32 26%	90
62	57 20%	34 12%	31 11%	15 5%	31 11%	21 8%	12 4%	38 14%	9 3%	6 2%	25 9%	0 %	279	97 12%	76 81%	18 54%	49 75%	41 75%	71 75%	24 26%	24 26%	68
63	63 15%	41 10%	59 14%	29 7%	61 14%	32 7%	24 6%	61 14%	24 6%	13 3%	20 5%	0 %	427	147 24%	113 78%	31 63%	88 63%	52 76%	104 76%	33 22%	32 22%	111
64	52 18%	44 15%	37 13%	10 3%	25 9%	38 13%	15 5%	23 8%	14 5%	20 7%	14 5%	0 %	292	100 19%	76 79%	20 55%	53 97%	43 66%	65 66%	33 71%	11 25%	83
65	110 18%	78 13%	76 12%	33 5%	74 12%	43 7%	53 9%	84 14%	31 5%	18 3%	22 4%	0 %	622	218 21%	169 79%	45 54%	115 97%	97 66%	140 71%	71 25%	53 160	160
ABSENTEES	10 15%	11 16%	7 10%	4 6%	12 18%	3 4%	4 6%	6 9%	3 4%	3 4%	5 7%	0 %	68	25	17 68%	8 46%	11 13%	13 72%	18 72%	7 %	25	
TOTAL	5898 17%	5112 15%	4834 14%	1498 4%	4237 12%	2365 7%	2063 6%	4615 13%	1040 3%	1834 5%	1309 4%	0 %	34,805	12,254 28%	YES 8,618 3,336 72%	NO 7,008 4,742 60%	YES 7,864 3,959 67%	NO 7,942 3,959 67%	YES 7,864 3,959 67%	NO 2,207 9,605 19%	NO 2,207 9,605 19%	19%

65 OUT OF 65 PRECINCTS REPORTED

EXHIBIT "A"

SUMMARY OF ELECTION RETURNS, APRIL 14, 1970

	A	B	C	D
	PASSED	2 YEARS	PASSED	FAIL
LAKE	5,898			
SCHMIT	5,112			
ADAMS	4,834			
PERRY	4,615			
COLTON	4,237			
FERGUSON	2,365			
MORTIMER	2,063			
TERWELP	1,834			
BRANDT	1,498			
WILLIAMS	1,309			
REECE	1,040			
WRITE IN				
TOTAL	34,805			