

RESOLUTION NO. 4217-72

A RESOLUTION OF THE CITY COUNCIL OF THE CITY OF GARDEN GROVE, CALIFORNIA, RECITING THE FACT OF THE GENERAL MUNICIPAL ELECTION HELD IN SAID CITY OF GARDEN GROVE ON THE 11TH DAY OF APRIL, 1972, DECLARING THE RESULT THEREOF AND SUCH OTHER MATTERS AS ARE PROVIDED BY LAW

WHEREAS, a regular general municipal election was held and conducted in the City of Garden Grove, County of Orange, State of California, on Tuesday, the 11th day of April, 1972, as required by law; and

WHEREAS, notice of said election was duly and regularly given in time, form and manner as provided by law; that voting precincts were properly established; that election officers were appointed and that in all respects said election was held and conducted and the votes cast thereat, received and canvassed and the returns made and declared in time, form and manner as required by the provisions of the Elections Code of the State of California for the holding of elections in cities; and

WHEREAS, pursuant to Resolution No. 4208-72 adopted the 7th day of March, 1972, the City Clerk of the City of Garden Grove canvassed the returns of said election and has certified the results to this City Council, said results are received, attached and made a part hereof as "Exhibit A."

NOW, THEREFORE, THE CITY COUNCIL OF THE CITY OF GARDEN GROVE, CALIFORNIA, DOES HEREBY RESOLVE AS FOLLOWS:

SECTION 1. That there were sixty-nine voting precincts established for the purpose of holding said election consisting of consolidations of the regular election precincts in the City of Garden Grove as established for the holding of state and county elections.

SECTION 2. That said regular general municipal election was held for the purpose of electing the following officers of said City as required by the laws relating to cities in the State of California, to wit:

One Mayor of the City Council of said City for the full term of two years; and
One Member of the City Council of said City for the full term of four years.

SECTION 3. That at said regular general municipal election, the following measures were submitted to the electors of said City, to wit:

A. Shall the City impose a special charge on all businesses and residences within the City for the acquisition of Rights-of-Way and the construction of sidewalks on the City's select system of streets (Major Streets) in the amount not to exceed three dollars (\$3.00) annually for a period not to exceed five years?	YES	
	NO	

B. Shall the City of Garden Grove make new applications to the Federal Government for Federal Grant Funds?	YES	
	NO	

C. Shall the City oppose the presently proposed route of Freeway 39?	YES	
	NO	

SECTION 4. That the whole number of votes cast (i.e. ballots voted) in said City (except absent voter ballots) was 15,841.

That the whole number of absent voter ballots cast in said City was 100, making a total of 15,941 votes cast in said City.

SECTION 5. That the names of persons voted for at said election for the following offices are as follows:

For Mayor of the City Council:

BERNARD C. ADAMS
GEORGE B. BRANTNER
JOHN R. DEAN
RAE EAST
DAVID D. ROW

For Member of the City Council:

GEORGIANA AIKEN
JOHN J. BURKE
WOODROW W. BUTTERFIELD
RICHARD L. CANNON
JEROME G. (JERRY) COLTON
W. E. (WALT) DONOVAN
RONALD J. (ROD) FOX
EDWARD A. HEWLETT
MARY FRANCES (FRAN) JENNINGS
WILLIAM L. LEMING
JOSEPH A. (JOE) MORELAND
EDWARD RASMUSSEN
VINCENT ROMANO
JAMES D. STAITE
H. B. TENENBAUM
TOM WILLIAMS
DENNIS WITCHER

That the measures voted upon at said election are as follows:

A. Shall the City impose a special charge on all businesses and residences within the City for the acquisition of Rights-of-Way and the construction of sidewalks on the City's select system of streets (Major Streets) in the amount not to exceed three dollars (\$3.00) annually for a period not to exceed five years?	YES	
	NO	

B. Shall the City of Garden Grove make new applications to the Federal Government for Federal Grant Funds?	YES	
	NO	

C. Shall the City oppose the presently proposed route of Freeway 39?	YES	
	NO	

That the number of votes given at each precinct and the number of votes given in the City to each of such persons above named for the respective offices for which said persons were candidates and for and against the measures were as listed in Exhibit "A" attached.

SECTION 6. The City Council does declare and determine that:

BERNARD C. ADAMS was elected as Mayor of the City Council of said City for the full term of two years;

W. E. DONOVAN was elected as Member of the City Council of said City for the full term of four years;

That as a result of said election, a majority of the qualified voters voting on said measures relating to construction of sidewalks, Federal Grant Funds, and Freeway 39 did vote in favor thereof, and that said propositions were carried, and shall be deemed adopted and ratified.

SECTION 7. The City Clerk shall enter on the records of the City Council of said City, a statement of the result of said election, showing:

- (1) The whole number of votes cast in the city;
- (2) The names of the persons voted for;
- (3) The measures voted upon;
- (4) For what office each person was voted for;
- (5) The number of votes given at each precinct to each person, and for and against each measure;
- (6) The number of votes given in the city to each person, and for and against each measure.

SECTION 8. That the City Clerk shall immediately make and, upon compliance by the persons elected with the provisions of Section 11565 and Section 11568 of the Elections Code of the State of California, shall deliver to each of such persons so elected a Certificate of Election signed by her and duly authenticated; that she shall also administer to each person elected, the Oath of Office prescribed in the State Constitution of the State of California and shall have them subscribe thereto and file the same in her office. Whereupon, each and all of said persons so elected shall be inducted into the respective office to which they have been elected.


SECTION 9. That the City Clerk shall certify to the adoption of this resolution; shall enter the same in the book of original Resolutions of said City; and shall make a minute of the adoption thereof in the records of the proceedings of the City Council of said City, in the minutes of the meeting at which the same is adopted.

ADOPTED this 18th day of April, 1972.



MAYOR OF THE CITY OF GARDEN GROVE, CALIFORNIA

ATTEST:

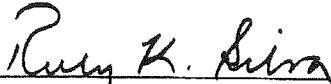


CITY CLERK OF THE CITY OF GARDEN GROVE, CALIFORNIA

STATE OF CALIFORNIA)
COUNTY OF ORANGE) SS:
CITY OF GARDEN GROVE)

I, RUBY K. SILVA, City Clerk of the City of Garden Grove do hereby certify that the foregoing Resolution was duly adopted by the Council of the City of Garden Grove, California, at a regular meeting thereof held on the 18th day of April, 1972, by the following vote:

AYES:	COUNCILMEN:	ADAMS, DEAN, LAKE, SCHMIT, BALLARD
NOES:	COUNCILMEN:	NONE
ABSENT:	COUNCILMEN:	NONE




CITY CLERK OF THE CITY OF GARDEN GROVE

CITY CLERK'S CERTIFICATE OF CANVASS

EXHIBIT "A"

I, RUBY K. SILVA, City Clerk of the City of Garden Grove, County of Orange, State of California, duly authorized by Resolution No. 4208-72, adopted by the City Council of said City on the 7th day of March, 1972, do hereby certify that I have canvassed the returns of the regular general municipal election held in said City on the 11th day of April, 1972, and find that the number of votes given at each precinct and the number of votes given in the City to persons voted for, the respective offices for which said persons were candidates, and for and against the measures, were as shown on the attached sheets.



CITY CLERK OF THE CITY OF GARDEN GROVE

DATED: April 18, 1972

EXHIBIT "A"

CITY OF GARDEN GROVE, MUNICIPAL ELECTION OF APRIL 11, 1972

TALLY OF ELECTION RETURNS

PRECINCT	MAYOR										COUNCIL										TOTAL	BALLOTS CAST																						
	A	B	C	D	E	F	G	H	I	J	K	L	M	N	O	P	Q	R	S	T																								
1	88	16	79	2	16	0	0	201	12	11	43	5	66	30	3	6	4	4	3	3	68	58	218	28	328	158	18	38	28	18	18	3	0	0	1	0	9	9	0	205	207			
2	92	8	60	6	6	0	0	172	13	8	41	1	43	33	1	3	7	7	2	2	88	58	248	18	258	208	18	28	48	18	18	0	0	0	2	2	2	2	9	9	2	169	172	
3	74	2	82	2	6	0	0	166	1	3	40	3	29	64	0	2	2	2	2	2	458	18	498	18	488	408	18	18	18	18	0	0	0	0	0	0	1	0	1	5	10	68	162	167
4	53	4	60	3	6	0	0	126	4	4	50	3	15	32	1	2	2	4	0	0	428	38	488	28	488	268	18	28	38	8	8	0	0	0	1	0	8	6	58	28	129	129		
5	80	5	58	6	9	0	0	158	6	3	25	4	42	52	1	1	4	4	5	2	518	38	378	48	488	338	18	18	38	38	18	0	0	0	0	3	28	18	2	48	6	0	158	160
6	56	5	73	2	1	0	0	137	2	1	49	1	16	46	2	3	4	4	4	0	418	48	538	18	538	338	18	28	38	38	0	0	0	0	1	3	0	0	6	48	2	140	141	
7	58	2	55	2	7	0	0	124	4	4	47	0	29	19	1	3	3	4	1	0	478	28	448	28	448	168	18	38	38	18	0	0	0	0	1	1	1	4	4	1	0	119	124	
8	71	7	33	5	5	0	0	121	4	1	27	3	39	24	0	6	6	1	4	0	598	68	278	48	488	218	18	58	18	18	0	0	0	0	0	0	0	48	5	2	0	116	121	
9	128	14	118	6	9	0	0	275	17	6	94	14	62	45	1	4	13	2	2	1	478	58	438	28	438	168	18	18	58	18	0	0	0	0	1	1	3	4	4	7	0	274	278	
10	77	3	93	1	4	0	0	178	9	5	65	0	33	44	0	4	7	2	2	0	438	48	528	18	528	258	18	28	48	18	0	0	0	0	1	1	0	4	4	1	0	176	178	
11	49	3	67	4	5	0	0	128	13	2	32	0	33	28	2	5	2	2	2	0	388	38	528	38	528	228	28	48	28	28	0	0	0	0	0	0	0	5	5	6	0	130	132	
12	89	12	57	3	9	0	0	170	8	9	52	6	35	29	2	4	4	4	6	0	528	78	348	28	348	178	18	28	28	48	0	0	0	0	3	28	18	9	9	2	0	171	172	

EXHIBIT "A"

CITY OF GARDEN GROVE, MUNICIPAL ELECTION OF APRIL 11, 1972

TALLY OF ELECTION RETURNS

PRECINCT	MAYOR											COUNCIL											TOTAL	BALLOTS CAST		
	A	D	A	N	T	E	S	A	S	T	M	A	B	E	N	E	L	L	A	M	S	R				
13	93	10	72	4	11	0	190	6	40	29	5	46	40	0	5	4	2	0	0	0	0	0	0	0	190	192
14	73	6	58	0	3	0	140	4	21	37	1	21	37	1	5	7	2	0	0	0	0	0	0	0	141	142
15	61	6	53	4	7	0	131	6	0	32	4	25	26	0	9	3	2	1	0	0	3	3	1	13	130	134
16	48	5	56	4	6	0	119	4	1	43	3	22	29	2	5	4	1	0	1	0	2	3	1	17	117	125
17	114	16	96	21	15	0	262	12	2	61	6	63	53	3	9	6	1	0	1	1	1	17	0	21	262	270
18	153	9	111	5	15	0	293	5	2	90	4	56	102	0	9	7	1	0	0	0	0	0	1	9	289	303
19	106	19	125	12	21	0	283	23	4	75	4	60	60	1	9	11	3	1	1	1	2	5	3	17	283	290
20	138	12	119	14	12	0	295	11	8	118	5	43	70	4	9	11	3	1	1	2	6	4	5	14	304	316
21	112	24	63	10	5	0	214	8	3	20	3	18	40	0	7	4	5	0	1	1	1	0	5	211	219	
22	70	13	66	5	1	0	155	3	1	25	3	25	44	1	4	7	2	0	0	0	0	4	1	29	154	157
23	118	15	83	6	12	0	234	5	1	64	4	59	51	1	4	14	4	1	1	1	0	2	2	12	230	243
24	104	6	43	4	2	0	159	5	2	34	4	42	40	0	3	12	1	0	0	1	1	1	1	6	152	164

EXHIBIT "A"

CITY OF GARDEN GROVE, MUNICIPAL ELECTION OF APRIL 11, 1972

TALLY OF ELECTION RETURNS

PRECINCT	MAYOR										COUNCIL										TOTAL	BALLOTS CAST													
	A S	D M	N R	E R	A R	A R	E R	A R	A R	S S	T T	U U	V V	W W	X X	Y Y	Z Z	1 1	2 2	3 3			4 4	5 5	6 6	7 7	8 8	9 9	0 0						
25	180	57	6	2	110	35	6	13	0	315	11	4	3	75	4	85	87	1	7	8	8	2	0	0	0	0	0	0	0	3	8	5	0	307	317
26	185	52	16	5	127	36	11	16	0	355	7	2	6	94	3	65	137	2	8	8	0	4	2	0	0	0	0	0	6	8	7	0	357	364	
27	82	47	15	8	73	32	3	28	0	176	4	2	4	49	3	41	25	3	4	9	2	2	0	0	1	2	2	0	18	9	0	176	180		
28	95	57	8	5	53	32	2	48	0	166	3	2	0	38	3	25	74	1	2	7	0	0	0	0	0	2	2	0	8	5	3	0	166	170	
29	198	58	43	13	81	24	1	15	0	340	10	3	54	4	69	74	1	6	4	5	0	3	1	0	0	0	0	0	2	96	6	0	335	344	
30	203	56	14	4	120	33	18	6	0	361	8	2	67	1	54	207	0	2	12	3	0	0	0	0	0	0	0	0	7	9	2	0	366	371	
31	148	51	13	4	115	39	9	8	0	293	9	3	63	4	53	100	0	3	12	3	0	2	1	0	0	0	0	4	10	14	0	282	294		
32	108	55	10	5	58	29	10	12	0	198	2	1	23	1	20	37	1	6	12	2	0	0	0	2	2	1	1	4	2	3	0	193	202		
33	108	55	14	7	68	35	2	2	0	196	3	1	45	4	47	68	3	4	1	1	0	4	0	0	1	2	2	0	2	8	0	196	198		
34	158	52	12	4	106	35	13	15	0	304	9	2	69	5	76	104	1	4	11	4	0	2	0	0	0	0	0	0	8	5	0	305	308		
35	217	60	16	4	100	28	11	15	0	359	15	4	70	1	138	83	3	2	7	3	0	0	1	2	1	0	0	0	5	21	0	360	365		
36	240	71	11	3	76	23	5	4	0	336	13	4	71	4	82	131	1	3	9	2	0	0	0	0	0	0	0	4	9	0	336	342			

EXHIBIT "A"

CITY OF GARDEN GROVE, MUNICIPAL ELECTION OF APRIL 11, 1972

TALLY OF ELECTION RETURNS

PRECINCT	MAYOR										TOTAL	COUNCIL										TOTAL	BALLOTS CAST					
	BARRAMUNDAS	ANTHONY	DEAN	ESPERANZA	FRITZ	GRAND	HEIN	IRWIN	JAMES	KELLY		LEWIS	MORRIS	OSBORN	REYNOLDS	SANDERS	TAMM	WILLIAMS	WILSON	YOUNG								
37	172	10	56	6	14	0	258	11	6	75	3	66	45	1	6	9	4	0	1	3	1	2	10	14	0	257	259	
	67	4	22	2	5	0		4	2	29	1	26	18	0	4	2	0	0	1	1	3	1	4	5	0	31	31	
38	97	4	56	3	6	0	166	10	1	34	4	27	65	3	4	5	1	0	0	1	3	2	7	5	0	170	174	
	58	2	34	2	4	0		6	1	20	2	16	38	2	3	3	1	0	0	1	2	0	4	3	0	43	43	
39	112	4	58	7	9	0	190	2	5	49	6	45	49	2	0	5	1	1	0	0	1	1	4	20	0	191	191	
	59	2	31	4	5	0		1	3	26	3	24	26	1	0	3	1	1	0	0	1	1	2	10	0	41	41	
40	149	10	58	3	10	0	230	5	2	35	7	61	42	0	3	1	6	0	0	3	1	0	6	56	0	228	232	
	65	4	25	1	4	0		2	1	15	3	27	18	0	1	0	3	0	0	1	0	0	3	25	0	46	46	
41	266	23	118	12	9	0	428	22	0	70	3	204	92	0	6	5	2	1	1	2	2	0	6	13	0	429	441	
	62	5	28	3	2	0		5	1	16	1	48	21	0	1	0	0	0	0	1	0	0	1	7	12	0	299	299
42	155	7	105	8	20	0	295	11	3	64	11	91	84	1	1	2	6	0	1	0	1	1	7	12	0	299	398	
	53	2	36	3	7	0		4	1	21	4	30	28	0	1	0	0	0	0	0	0	0	2	4	0	299	299	
43	215	25	97	10	13	0	360	11	5	78	10	107	98	1	1	7	4	2	3	2	6	1	13	4	0	353	360	
	60	7	27	3	4	0		3	1	22	3	30	28	0	2	0	1	1	1	2	2	0	4	1	0	42	42	
44	116	57	94	6	7	0	280	13	4	79	14	60	60	1	2	8	2	0	1	0	5	0	17	9	0	275	282	
	41	20	34	2	3	0		5	1	29	5	22	22	0	1	0	0	0	0	0	2	0	6	3	0	275	282	
45	97	23	130	9	15	0	274	6	4	102	3	61	59	0	4	5	0	0	0	1	2	0	15	11	0	273	287	
	35	8	47	3	5	0		2	1	37	1	22	22	0	1	0	0	0	0	0	1	0	5	4	0	273	287	
46	47	13	48	5	5	0	118	3	2	41	2	21	28	2	4	2	2	0	0	0	0	0	8	2	0	117	119	
	40	11	41	4	4	0		3	2	35	2	18	24	2	3	2	0	0	0	0	0	0	7	2	0	117	119	
47	44	10	58	4	2	0	118	7	3	41	3	25	10	0	3	3	0	0	3	3	1	3	5	7	0	117	118	
	37	8	49	3	2	0		6	3	35	3	21	9	0	3	3	0	0	3	3	1	3	4	6	0	117	118	
48	142	17	101	7	20	0	287	9	1	61	4	68	81	2	3	4	6	0	1	5	2	0	19	15	0	281	287	
	49	6	35	2	7	0		3	0	22	1	24	29	1	1	1	2	0	0	2	1	0	7	5	0	281	287	

EXHIBIT "A"

CITY OF GARDEN GROVE, MUNICIPAL ELECTION OF APRIL 11, 1972
TALLY OF ELECTION RETURNS

PRECINCT	MAYOR										COUNCIL										TOTAL BALLOTS CAST								
	A	D	A	M	S	R	R	A	N	E	S	R	R	A	N	E	S	R	R	A		N	E						
49	175	12	92	9	13	0	301	4	2	60	8	66	110	4	2	5	3	3	3	3	1	1	1	10	8	0	291		
50	84	14	54	9	7	0	168	1	3	40	12	46	28	1	4	4	2	3	3	0	0	0	1	1	4	15	2	0	168
51	117	13	75	4	8	0	217	4	0	44	1	45	102	2	0	2	4	1	1	1	0	0	2	0	3	8	0	217	
52	272	13	96	7	8	0	396	6	4	69	2	147	126	4	7	4	4	1	3	3	0	0	1	2	7	11	0	396	
53	212	11	107	10	10	0	350	7	1	71	3	110	112	0	5	5	3	1	0	3	1	0	1	0	14	13	0	350	
54	134	19	107	1	12	0	276	6	4	73	4	86	64	1	4	7	3	5	2	0	0	0	0	9	9	8	0	276	
55	135	5	69	4	7	0	220	10	0	56	6	66	51	2	3	2	0	0	0	0	0	0	1	10	5	0	220		
56	119	18	66	6	6	0	215	5	3	56	0	73	45	1	5	3	0	1	0	0	0	2	0	7	14	0	215		
57	249	14	138	9	13	0	423	7	3	119	7	114	121	3	1	9	3	3	1	1	0	0	4	13	14	0	423		
58	99	9	66	3	2	0	179	2	2	49	38	38	29	1	3	0	1	4	0	0	0	3	1	4	2	0	0	179	
59	40	7	45	6	1	0	99	4	6	33	4	17	16	2	4	3	3	1	0	0	0	2	0	7	0	0	99		
60	79	12	86	4	13	0	194	4	4	79	2	14	49	2	5	8	4	0	1	0	0	0	1	10	10	0	194		

EXHIBIT "A"

CITY OF GARDEN GROVE, MUNICIPAL ELECTION OF APRIL 11, 1972
TALLY OF ELECTION RETURNS

PRECINCT	MAYOR										COUNCIL										TOTAL BALLOTS CAST														
	BARRA	ANTON	ODON	EA	SA	RM	IT	TE	RI	MA	AL	CO	DO	NO	VA	FX	HE	EN	LE	MA		SS	AM	RD	ST	EN	BA	AB	LI	AM	S.	WH	RI	TE	WH
61	86	12	62	5	8	0	173	8	4	65	5	26	26	0	2	2	3	15	2	0	0	0	2	2	0	0	0	0	0	9	6	0	173	173	
508	78	368	32	52	8	0	252	52	22	382	32	152	152	2	12	22	22	92	12	2	0	0	0	12	2	0	0	0	52	32	6	0	252	252	
62	97	2	76	6	7	0	188	10	4	50	4	45	51	2	2	6	1	12	0	0	0	0	0	0	0	0	0	0	7	1	0	188	188		
522	12	402	32	42	2	0	522	52	22	272	22	252	282	12	12	32	12	12	2	2	2	2	2	2	2	2	2	2	42	12	2	522	522		
63	126	13	81	0	14	0	234	3	2	62	14	42	64	1	5	9	6	32	0	1	0	1	0	1	0	1	0	0	11	13	0	234	236		
542	62	352	2	62	2	0	542	12	12	262	62	182	272	2	22	42	32	2	2	2	2	2	2	2	2	2	2	2	52	62	2	542	542		
64	123	11	85	6	8	0	233	6	6	75	7	57	45	1	6	2	2	12	1	1	1	1	1	1	1	1	1	3	3	8	6	0	233	234	
532	52	362	32	32	2	0	532	32	32	332	32	252	202	2	32	12	12	12	2	2	2	2	2	2	2	2	2	2	32	32	6	0	532	532	
65	100	11	75	6	2	0	194	6	0	65	5	45	31	2	5	42	6	42	0	2	0	0	0	0	0	0	0	4	3	2	6	0	194	196	
522	62	392	32	12	2	0	522	32	2	332	32	232	162	12	32	42	32	42	0	12	0	0	0	0	0	0	0	22	22	32	6	0	522	522	
66	102	6	44	1	15	0	168	4	3	43	52	57	29	1	7	7	0	2	0	0	0	0	0	0	0	0	0	2	2	5	2	0	170	170	
612	42	262	12	92	2	0	612	22	22	252	22	342	172	12	42	42	2	2	2	2	2	2	2	2	2	2	2	2	2	32	12	2	612	612	
67	95	7	63	5	5	0	175	8	5	44	5	34	27	0	5	7	4	2	2	0	0	0	0	0	0	0	0	0	18	9	0	173	176		
542	42	362	32	32	2	0	542	52	32	252	32	202	162	2	32	42	22	12	12	12	12	12	12	12	12	12	12	12	102	52	2	542	542		
68	58	2	60	6	8	0	134	6	1	52	12	182	192	1	1	1	3	2	0	0	0	0	0	0	0	0	0	0	10	1	0	135	137		
432	12	452	42	62	2	0	432	42	12	392	12	182	192	12	12	52	22	22	2	2	2	2	2	2	2	2	2	2	72	12	2	432	432		
69	101	16	75	2	10	0	204	2	5	61	9	40	44	2	8	7	4	2	2	0	0	0	0	0	0	0	0	0	0	13	4	0	205	208	
502	82	372	12	52	2	0	502	12	22	302	42	202	212	12	42	32	22	12	12	2	2	2	2	2	2	2	2	2	62	22	4	0	502	502	
ABSENTEES	44	1	45	3	7	0	100	3	2	24	2	26	28	0	2	3	2	2	0	0	0	0	0	0	0	0	0	0	2	2	4	0	100	100	
442	12	452	32	72	2	0	442	12	22	242	22	262	282	2	22	32	22	2	2	2	2	2	2	2	2	2	2	2	2	2	4	4	0	442	442
TOTAL	8286	5513	423	622	151675	505	285	3976	348	4180	90	294	399	195	67	42	68	128	52	690	509	15,597	15,941	362											

69 OUT OF 69 PRECINCTS REPORTED

EXHIBIT "A"

SUMMARY OF ELECTION RETURNS, APRIL 11, 1972

MAYOR

ADAMS	8,286
DEAN	5,513
BRANTNER	831
ROM	622
EAST	423
WRITE IN	
TOTAL	15,675

COUNCIL

DONOVAN	4,180
BUTTERFIELD	3,976
COLTON	3,769
WILLIAMS	690
HITCHER	509
AIKEN	505
JENNINGS	399
CANNON	348
HEWLETT	294
BURKE	285
LEHING	195
STAITE	128
FOX	90
ROMANO	68
MORELAND	67
TENENBAUH	52
RASMUSSEN	42
WRITE IN	
TOTAL	15,597

EXHIBIT "A"

CITY OF GARDEN GROVE, MUNICIPAL ELECTION OF APRIL 11, 1972

TALLY OF ELECTION RETURNS

PRECINCT	* * A * *		* * B * *		* * C * *	
	YES	NO	YES	NO	YES	NO
1	77 37%	130	122 60%	81	126 64%	72
2	72 42%	98	93 55%	75	110 67%	55
3	35 21%	129	104 65%	55	115 71%	46
4	62 49%	65	67 53%	60	84 67%	42
5	75 47%	85	100 63%	60	112 70%	47
6	63 45%	77	89 64%	50	86 62%	52
7	39 32%	83	75 60%	49	73 59%	50
8	47 39%	72	70 59%	48	74 64%	41
9	141 51%	134	143 53%	129	186 68%	88
10	105 60%	71	107 61%	68	122 71%	51
11	75 57%	56	82 63%	49	85 67%	41
12	60 35%	111	104 63%	62	101 60%	67
13	89 47%	101	121 64%	68	121 64%	67
14	73 53%	66	79 57%	60	93 69%	42

EXHIBIT "A"

CITY OF GARDEN GROVE, MUNICIPAL ELECTION OF APRIL 11, 1972
TALLY OF ELECTION RETURNS

M E A S U R E S

PRECINCT	* * A * *		* * B * *		* * C * *	
	YES	NO	YES	NO	YES	NO
15	64 48X	68	74 57X	56	78 60X	51
16	77 64X	43	53 47X	59	77 63X	45
17	139 52X	127	132 50X	131	167 62X	101
18	182 61X	116	170 59X	120	255 86X	42
19	179 62X	109	150 53X	133	196 69X	90
20	186 61X	120	151 51X	146	196 65X	105
21	127 59X	88	107 50X	107	137 64X	78
22	86 56X	68	82 54X	69	96 62X	59
23	136 57X	101	141 58X	102	166 70X	71
24	108 66X	55	86 53X	75	111 68X	52
25	219 70X	92	191 63X	113	216 69X	96
26	235 66X	123	216 61X	141	235 67X	114
27	104 59X	72	82 47X	92	102 60X	69
28	118 71X	48	94 58X	68	113 71X	47

EXHIBIT "A"

CITY OF GARDEN GROVE, MUNICIPAL ELECTION OF APRIL 11, 1972
TALLY OF ELECTION RETURNS

M E A S U R E S

PRECINCT	* * A * *		* * B * *		* * C * *	
	YES	NO	YES	NO	YES	NO
29	176 528	163	162 488	175	202 608	132
30	262 728	102	203 578	156	249 708	105
31	195 688	92	154 568	123	185 688	89
32	123 628	75	119 608	78	137 698	61
33	130 668	66	112 588	81	144 758	49
34	217 718	89	154 518	149	215 708	90
35	265 748	91	198 568	155	257 748	91
36	204 618	132	181 558	151	228 708	98
37	164 648	93	133 548	114	179 718	73
38	125 748	44	107 638	62	118 698	52
39	126 678	63	98 528	89	146 798	39
40	126 578	95	108 508	110	158 728	62
41	309 728	121	247 578	183	283 688	135
42	198 688	92	166 588	118	187 668	95

EXHIBIT "A"

CITY OF GARDEN GROVE, MUNICIPAL ELECTION OF APRIL 11, 1972
TALLY OF ELECTION RETURNS

M E A S U R E S

PRECINCT	* * A * *		* * B * *		* * C * *	
	YES	NO	YES	NO	YES	NO
43	169 49%	178	154 46%	180	215 63%	124
44	141 51%	135	156 57%	119	160 58%	116
45	167 60%	110	150 55%	125	172 63%	100
46	56 47%	63	66 55%	53	75 64%	42
47	57 48%	61	49 42%	68	69 59%	48
48	165 59%	116	139 51%	134	168 62%	101
49	183 62%	113	179 62%	111	190 66%	98
50	109 64%	61	89 53%	80	96 57%	73
51	145 67%	70	30 27%	81	164 76%	52
52	280 70%	122	247 63%	143	265 68%	122
53	239 69%	107	188 56%	149	249 75%	85
54	189 68%	88	141 52%	131	198 73%	74
55	164 74%	58	143 65%	77	142 67%	70
56	126 60%	85	127 61%	81	129 63%	77

EXHIBIT "A"

CITY OF GARDEN GROVE, MUNICIPAL ELECTION OF APRIL 11, 1972
TALLY OF ELECTION RETURNS

M E A S U R E S

PRECINCT	* * A * *		* * B * *		* * C * *	
	YES	NO	YES	NO	YES	NO
57	268 65%	144	246 60%	165	272 68%	127
58	102 58%	75	87 51%	85	96 55%	77
59	60 61%	39	38 38%	61	58 60%	38
60	106 55%	88	101 53%	90	116 62%	71
61	85 50%	85	81 47%	90	113 67%	56
62	120 67%	58	98 57%	75	111 66%	56
63	134 57%	100	113 50%	115	151 66%	79
64	149 65%	80	124 56%	99	156 70%	68
65	109 56%	85	104 54%	89	108 59%	76
66	93 56%	72	87 52%	79	95 58%	68
67	89 51%	87	86 51%	84	112 66%	57
68	76 55%	61	61 45%	75	96 74%	35
69	106 52%	99	102 52%	96	137 69%	61
ABSENTEES	65 66%	34	59 60%	39	64 67%	32
TOTAL	9,345 60%	6,300	8,472 55%	6,844	10,300 67%	5,035